

ສາທາລະນະລັດ ປະຊາທິປະໄຕ ປະຊາຊົນລາວ
ສັນຕິພາບ ເອກະລາດ ປະຊາທິປະໄຕ ເອກະພາບ ວັດທະນາຖາວອນ

Lao People's Democratic Republic
Peace Independence Democracy Unity Prosperity



ທະນາຄານແຫ່ງ ສປປ ລາວ

ກົມນະໂຍບາຍເງິນຕາ

Bank of the Lao PDR
Monetary Policy Department

ສະຖິຕິເງິນຕາ ຂອງ ສປປ ລາວ

ປະຈຳໄຕມາດ 3 - 4/2010

Lao Monetary Statistics; Q3 - 4/2010

| ສາລະບານ | ໜ້າ | CONTENTS |
|---|----------|---|
| | PAGE No. | |
| ບົດນຳ | i | FOREWORD |
| ສະພາບເງິນຕາ ຂອງ ສປປລາວ ປະຈຳໄຕມາດ 3 - 4/2010 | I | RECENT MONETARY DEVELOPMENTS Q3 - 4/2010 |
| 1. ນະໂຍບາຍເງິນຕາ | I | 1. MONETARY POLICY |
| 2. ປະລິມານເງິນ | I | 2. MONEY SUPPLY |
| 3. ຖານເງິນຕາ | II | 3. MONETARY BASE |
| 4. ເງິນຝາກ | II | 4. DEPOSITS |
| 5. ສິນເຊື່ອ | II | 5. CREDITS |
| 6. ອັດຕາດອກເບ້ຍ | II | 6. INTEREST RATES |
| 7. ລະດັບລາຄາສິນຄ້າ | III | 7. PRICE LEVEL |
| 8. ອັດຕາແລກປ່ຽນ | IV | 8. EXCHANGE RATES |
| 9. ດຸນການຊຳລະກັບຕ່າງປະເທດ | V | 9. BALANCE OF PAYMENTS |
| ຕາຕະລາງ 1: ຖານະການເງິນຂອງ ທຫລ | 1 | TABLE 1: BALANCE SHEET OF THE BOL |
| ຕາຕະລາງ 2: ຖານະການເງິນຂອງທະນາຄານທຸລະກິດທົ່ວລະບົບ | 2 | TABLE 2: BALANCE SHEET OF COMMERCIAL BANKS |
| ຕາຕະລາງ 3: ຖານະການເງິນຂອງລະບົບທະນາຄານ | 3 | TABLE 3: MONETARY SURVEY |
| ຕາຕະລາງ 4: ຊັບສິນຂອງທະນາຄານທຸລະກິດ | 4 | TABLE 4: ASSETS OF COMMERCIAL BANKS |
| ຕາຕະລາງ 5: ຍອດເງິນຝາກຂອງທະນາຄານທຸລະກິດ | 5 | TABLE 5: DEPOSITS OF COMMERCIAL BANKS |
| ຕາຕະລາງ 5.1: ປະເພດເງິນຝາກຂອງທະນາຄານທຸລະກິດ | 6 | TABLE 5.1: TYPE OF DEPOSITS OF COMMERCIAL BANKS |
| ຕາຕະລາງ 5.2: ອັດຕາການຂະຫຍາຍຕົວຂອງເງິນຝາກຂອງທະນາ ຄານທຸລະກິດ | 7 | TABLE 5.2: GROWTH RATE OF COMMERCIAL BANKS' DEPOSITS |
| | | DEPOSITS |
| ຕາຕະລາງ 6: ຍອດເທລີອເງິນກູ້ຂອງທະນາຄານທຸລະກິດ | 8 | TABLE 6: LOANS OF COMMERCIAL BANKS |
| ຕາຕະລາງ 6.1: ປະເພດເງິນກູ້ຂອງທະນາຄານທຸລະກິດ | 9 | TABLE 6.1: TYPE OF LOANS OF COMMERCIAL BANKS |
| ຕາຕະລາງ 6.2: ອັດຕາການຂະຫຍາຍຕົວຂອງເງິນກູ້ຂອງທະນາຄານ ທຸລະກິດ | 10 | TABLE 6.2: GROWTH RATE OF COMMERCIAL BANKS' LOANS |
| | | |
| ຕາຕະລາງ 7: ດັດຊະນີລາຄາການຊົມໃຊ້ຂອງຄົວເຮືອນແບ່ງຕາມ | 11 | TABLE 7: CONSUMER PRICE INDEX BY GROUP OF COMMODITIES |
| | | |
| ຕາຕະລາງ 8: ດັດຊະນີລາຄາການຊົມໃຊ້ຂອງຄົວເຮືອນແບ່ງຕາມພາກ | 11 | TABLE 8: CONSUMER PRICE INDEX BY REGIONS |
| ຕາຕະລາງ 9: ດັດຊະນີລາຄາການຊົມໃຊ້ຂອງຄົວເຮືອນ | 12 | TABLE 9: CONSUMER PRICE INDEX |
| ຕາຕະລາງ 10: ອັດຕາເງິນເຟີ້ທ້າຍໄລຍະ | 12 | TABLE 10: INFLATION RATE (YEAR ON YEAR) |
| ຕາຕະລາງ 11: ອັດຕາແລກປ່ຽນທະນາຄານ ແລະຕະຫລາດ | 13 | TABLE 11: OFFICIAL AND PARALLEL EXCHANGE RATES |
| ຕາຕະລາງ 12: ອັດຕາດອກເບ້ຍສະເລ່ຍຂອງທະນາຄານທຸລະກິດ | 14 | TABLE 12: AVERAGE INTEREST RATES OF COMMERCIAL BANKS |
| ຕາຕະລາງ 13: ດຸນການຊຳລະກັບຕ່າງປະເທດ | 15 | TABLE 13: BALANCE OF PAYMENTS |
| ຕາຕະລາງ 14: ໂຄງປະກອບຂອງສິນຄ້າຂາອອກ | 16 | TABLE 14: COMPOSITION OF EXPORTS |
| ຕາຕະລາງ 15: ໂຄງປະກອບຂອງສິນຄ້າຂາເຂົ້າ | 17 | TABLE 15: COMPOSITION OF IMPORTS |
| ຕາຕະລາງ 16: ທີ່ຕັ້ງສຳນັກງານຂອງແຕ່ລະທະນາຄານທຸລະກິດ | 18 | TABLE 16: HEAD OFFICE ADDRESS OF COMMERCIAL BANKS |
| ຮູບທີ 1-8 | 19 | FIGURE 1-8 |

ບົດນຳ

Foreword

ໃນນາມຕາງໜ້າກົມນະໂຍບາຍເງິນຕາ, ທະນາຄານແຫ່ງ ສປປ ລາວ (ທຫລ), ຂ້າພະເຈົ້າ ມີຄວາມຍິນດີເປັນຢ່າງຍິ່ງ ທີ່ໄດ້ພິມເຜີຍແຜ່ບົດລາຍງານສະຖິຕິເງິນຕາຂອງ ທຫລ ປະຈຳໄຕມາດອອກສູ່ມວນຊົນ ຊຶ່ງເປັນການສັງລວມວຽກງານທີ່ພື້ນເດັ່ນ ໃນຂົງເຂດການເຄື່ອນໄຫວວຽກງານ ຂອງຂະແໜງເງິນຕາ ຂອງ ສປປ ລາວ ໃນແຕ່ລະໄລຍະ. ນັບແຕ່ໄດ້ມີການພິມເຜີຍແຜ່ເປັນຕົ້ນມາ, ໄດ້ມີຜູ້ທີ່ສົນໃຈຂໍ້ມູນສະຖິຕິເງິນຕາ ຂອງ ທຫລ ທັງຈາກພາຍໃນ ແລະ ຕ່າງປະເທດ ເພື່ອນຳໃຊ້ເຂົ້າໃນການສຶກສາຄົ້ນຄວ້າ-ວິໄຈ ຮັບໃຊ້ວຽກງານຂອງຕົນເປັນຈຳນວນຫຼວງຫຼາຍ ແລະ ນັບມື້ນັບເພີ່ມຂຶ້ນເລື້ອຍໆ. ດ້ວຍເຫດນີ້, ທາງກົມນະໂຍບາຍເງິນຕາ ໄດ້ເລັ່ງເຫັນຄວາມສຳຄັນດັ່ງກ່າວ ຈຶ່ງໄດ້ມີຄວາມພະຍາຍາມຢ່າງຕັ້ງໜ້າ ໃນການພິມເຜີຍແຜ່ບົດລາຍງານສະຖິຕິເງິນຕາຂອງຕົນ ເປັນແຕ່ລະໄລຍະ ເພື່ອປະກອບສ່ວນເຂົ້າໃນການສົ່ງເສີມການຄົ້ນຄວ້າ-ວິເຄາະ ກ່ຽວກັບຂະແໜງເງິນຕາ ພ້ອມທັງເປັນການເອື້ອອຳນວຍ ໃນການດຶງດູດນັກລົງທຶນເຂົ້າມາໃນ ສປປ ລາວ ອີກດ້ວຍ.

ບົດລາຍງານດັ່ງກ່າວ ເປັນການລາຍງານປະຈຳໄຕມາດ, ສະນັ້ນ ຖ້າມີຂໍ້ຂາດຕົກບົກຜ່ອງອັນໃດໃນການລາຍງານ, ຂ້າພະເຈົ້າຕາງໜ້າກົມນະໂຍບາຍເງິນຕາ ຂໍສະແດງຄວາມອະໄພມາຍັງທ່ານນະທີ່ນີ້ດ້ວຍ ແລະ ພ້ອມນີ້ ກໍຂໍຮັບເອົາຄຳຕຳນິຕິຊົມຕ່າງໆ ຈາກບັນດາທ່ານຜູ້ຊົມໃຊ້ດ້ວຍຄວາມຈິງໃຈ ເພື່ອເປັນບ່ອນອີງໃນການປັບປຸງບົດລາຍງານສະຖິຕິດັ່ງກ່າວ ໃຫ້ມີຄວາມສົມບູນຍິ່ງຂຶ້ນ.

ທະນາຄານແຫ່ງ ສປປ ລາວ
 ຮັກສາການຫົວໜ້າກົມນະໂຍບາຍເງິນຕາ.

On behalf of the Monetary Policy Department, Bank of the Lao P.D.R (BOL), I am very pleased to introduce a quarterly financial statistics report of the BOL for the 3rd - 4th quarter of 2010 to the public. This report compiles very important and useful data surrounding the recent developments in financial and monetary sectors of the Lao P.D.R. Since the publication of BOL report, there have been growing numbers of public showing interests in the BOL report to use it for a variety of purposes: research and business. In response to such growing interests, the Monetary Policy Department of the Bank of the Lao P.D.R will continue with more efforts to publish it in a timely basis, so that it can serve as an important source to the promotion of a variety of researches in monetary sector, as well as facilitation in attracting more investments to the Lao P.D.R.

This report, a quarterly publication, may encounter with some shortcomings. If there are some misreporting arising from data presentation, please accept our sincere apologies. We welcome all valuable comments and suggestions for further improvement in the next publication. Thank you very much for every support and interest.

Acting Director General, Monetary Policy Department,
 Bank of the Lao P.D.R.



Sitri. OLS

ຄຳພຸດ ສິດທິລາດ

I. ສະພາບເງິນຕາຂອງ ສ ປປ ລາວ

ປະຈຳໄຕມາດ 3 - 4/2010

1. ນະໂຍບາຍເງິນຕາ:

ທຫລ ສືບຕໍ່ປະຕິບັດນະໂຍບາຍເງິນຕາແບບ ຮັດກຸມ ດ້ວຍຄວາມລະມັດລະວັງ ເພື່ອຄວບຄຸມປະ ລິມານເງິນໃຫ້ຢູ່ໃນລະດັບທີ່ກຳນົດໄວ້ ດ້ວຍການ:

(1) ສືບຕໍ່ຮັກສາອັດຕາເງິນແຮຝາກບັງຄັບ ໄວ້ ໃນລະດັບ 5% ສຳລັບເງິນຝາກເປັນສະກຸນເງິນກີບ ແລະ 10% ສຳລັບສະກຸນເງິນຕາຕ່າງປະເທດ.

(2) ສືບຕໍ່ຮັກສາອັດຕາດອກເບ້ຍເງິນກູ້ໄລຍະ ສັ້ນ ສະກຸນເງິນກີບ 5% ສຳລັບເງິນກູ້ບໍ່ເກີນ 7 ວັນ, 6,25% ຕໍ່ປີ ສຳລັບການກູ້ຢືມ ບໍ່ເກີນ 14 ວັນ ແລະ 12,5% ຕໍ່ປີ ສຳລັບການກູ້ຢືມບໍ່ເກີນ 1 ປີ.

(3) ສືບຕໍ່ຊຸກຍູ້ໃຫ້ຕະຫຼາດເປີດເຄື່ອນໄຫວຢ່າງ ແຂງແຮງ ໂດຍສືບຕໍ່ຈຳໜ່າຍພັນທະບັດໃນຕະ ຫຼາດຂັ້ນໜຶ່ງ ແລະ ຕະຫຼາດຂັ້ນສອງຢ່າງເປັນປົກ ກະຕິ, ພ້ອມທັງຄົ້ນຄ້ວາພັດທະນາເຄື່ອງມືນະໂຍ ບາຍເງິນຕາອັນໃໝ່ ເຊັ່ນ: ສັນຍາຊື້ - ຂາຍ ຝາກ ເງິນຕາຕ່າງປະເທດ (FX SWAPS) ແລະ ເຄື່ອງມື ດັດສົມສະພາບຄ່ອງທ້າຍມື້ (End-of-Day liquidity Adjustment Window), ປັບປຸງກົນໄກ ການຄຸ້ມຄອງເງິນແຮຝາກບັງຄັບ ແລະ ລະບົບການ ຄຸ້ມຄອງຕະຫຼາດເປີດ.

(4) ປະຕິບັດພາລະບົດບາດຜູ້ດັດສົມແຫຼ່ງສຸດ ທ້າຍ ເມື່ອເຫັນວ່າມີຄວາມຈຳເປັນ.

2. ປະລິມານເງິນ:

ປະລິມານເງິນ (M_2) ໃນໄຕມາດ 4/2010 ມີ ຍອດເຫຼືອ 21.114,03 ຕື້ກີບ, ທຽບໃສ່ໄຕມາດ 3/2010 ເພີ່ມຂຶ້ນ 22,68%. ອົງປະກອບທີ່ພາໃຫ້ M_2 ເພີ່ມຂຶ້ນຍ້ອນ: ເງິນຝາກເພີ່ມຂຶ້ນ 20,57% ໃນ ນັ້ນ ເງິນຝາກເປັນສະກຸນເງິນກີບເພີ່ມຂຶ້ນ 29,64% ກວມເອົາ 37,94% ຂອງ M_2 , ເງິນຝາກເປັນສະກຸນ

I. Lao Monetary Developments, Q3-4/2010

1. Monetary Policy:

BOL has prudentially implemented a tight monetary policy to control money supply on targeted by using the following instruments:

(1) Maintaining the reserve requirement ratio at 5 percent for Kip deposits and 10 percent for foreign currency deposits.

(2) Maintaining the short-term lending interest rate for Kip, 5 percent per year for the maturity less than 7 days, 6,25 percent per year for less than 14 days, and 12,5 percent per year for less than 1 year.

(3) Continuing to promote an active Open Market Operation (OMOs) by continuously issuing BOL bonds in the primary and the secondary markets. In addition, the new monetary instruments are set to design and develop such as: Foreign Exchange Swaps (FX Swaps) and End-of-Day Liquidity Adjustment Window. Besides, improving management mechanism of the reserve requirement as well as meliorate the open market operation system.

(4) Performing the role of lender of the last resort for commercial banks if necessary.

2. Money Supply (M_2)

In the 4th quarter of 2010, money supply (M_2) was amounted to 21,114.03 billion Kip, up by 22.68 percent compared to the 3rd quarter of 2010. The component driven the rise in M_2 was due to the rise in deposits by 20.57 percent. Of which, domestic currency deposit increased by 29.64 percent, and represented 37.94

ເງິນຕາຕ່າງປະເທດເພີ່ມຂຶ້ນ 13,73% ກວມເອົາ 38,8% ຂອງ M₂.

3. ຖານເງິນຕາ:

ຖານເງິນຕາ ໃນໄຕມາດ 4/2010 ມີຍອດເຫລືອ 9.560,38 ຕື້ກີບ ເພີ່ມຂຶ້ນ 33,54% ທຽບໃສ່ໄຕມາດ 3/2010. ອົງປະກອບທີ່ພາໃຫ້ຖານເງິນຕາເພີ່ມຂຶ້ນຍ້ອນ: ເງິນສົດຢູ່ຂອດຈໍລະຈອນ ເພີ່ມຂຶ້ນ 21,07%. ເງິນຝາກຂອງທະນາຄານທຸລະກິດ ແລະ ສະຖາບັນການເງິນອື່ນໆ ເພີ່ມຂຶ້ນ 47,04%.

4. ເງິນຝາກ:

ໃນໄຕມາດ 4/2010 ຍອດເງິນຝາກທົ່ວລະບົບທະນາຄານທຸລະກິດ (ບໍ່ລວມເງິນຝາກຂອງອົງການຈັດຕັ້ງສາກົນອື່ນ), ມີຍອດເຫຼືອ 17.287,77 ຕື້ກີບ ເພີ່ມຂຶ້ນ 21,42% ເມື່ອທຽບໃສ່ໄຕມາດ 3/2010. ເງິນຝາກເປັນເງິນກີບ ເພີ່ມຂຶ້ນ 29,64% ກວມເອົາ 6,24% ຂອງຍອດເງິນຝາກທົ່ວລະບົບທະນາຄານທຸລະກິດ; ເງິນຝາກສະກຸນເງິນຕາຕ່າງປະເທດ ເພີ່ມຂຶ້ນ 13,73% ກວມເອົາ 53,76% ຂອງຍອດເງິນຝາກທົ່ວລະບົບທະນາຄານທຸລະກິດ.

5. ສິນເຊື້ອ:

ໃນໄຕມາດ 4/2010 ສິນເຊື້ອໃຫ້ແກ່ພາກສ່ວນເສດຖະກິດ ຂອງທົ່ວລະບົບທະນາຄານທຸລະກິດ ມີຍອດເຫຼືອ 12.768,66 ຕື້ກີບ ເພີ່ມຂຶ້ນ 15,38% ທຽບໃສ່ໄຕມາດ 3/2010. ໃນນັ້ນ, ສິນເຊື້ອໃຫ້ແກ່ລັດວິສາຫະກິດ ເພີ່ມຂຶ້ນ 10,01%, ສິນເຊື້ອໃຫ້ພາກເອກະຊົນເພີ່ມຂຶ້ນ 14,13%.

6. ອັດຕາດອກເບ້ຍ:

ໃນໄຕມາດ 4/2010, ອັດຕາດອກເບ້ຍເງິນກູ້-ເງິນຝາກສະເລ່ຍ ຂອງທົ່ວລະບົບທະນາຄານທຸລະກິດ ມີການປ່ຽນແປງເລັກນ້ອຍຕາມກົນໄກຕະຫລາດຄື: ເງິນຝາກປະຢັດສະກຸນເງິນກີບ ຫຼຸດລົງຈາກ 3,36% ມາເປັນ 3,28%, ຝາກມີກຳນົດ 3

percent of M₂, and foreign currency deposits rose by 13.73 percent, and represented 38.8 percent of M₂.

3. Money Base

In the 4th quarter of 2010, monetary base was amounted to 9,560.38 billion Kip, up by 33.54 percent compared to the 3rd quarter of 2010. The increase of monetary base was due to the increase in currency in circulation by 21.07 percent, and the deposit of commercial banks and other financial institutions held at BOL up by 47.04%.

4. Deposits

In the 4th quarter of 2010, the total commercial banks' deposits (excluding other international organizations) were 17,287.77 billion Kip up by 21.42 percent compared to the previous quarter. Of which, Kip deposits rose by 29.64 percent, represented 6.24 percent of total deposits, foreign currency deposits increased by 13.73 percent and accounted for 53.76 percent of total deposits in the commercial banks.

5. Credits

In the 4th quarter of 2010, the total loan provided by the entire commercial banks to the economy was 12,768.66 billion Kip rose by 15.38 percent compared to the 3rd quarter of 2010. Of which, credits provided to state-owned enterprises and private sector increased by 10.01 percent and 14.13 percent respectively.

6. Interest Rate

In the 4th quarter of 2010, average interest rates of lending and deposits of commercial banks were slightly changed to market-oriented rate as follows: Kip saving account was slightly declined from 3.36

ເດືອນ ຈາກ 5,50% ມາເປັນ 5,42%, ຝາກມີກຳນົດ 6 ເດືອນ ຈາກ 7,33% ມາເປັນ 7,18% ແລະ ຝາກມີກຳນົດ 12 ເດືອນເພີ່ມຂຶ້ນ ຈາກ 9,08% ມາເປັນ 9,91%. ສ່ວນອັດຕາດອກເບ້ຍເງິນຝາກສະກຸນເງິນຕາຕ່າງປະເທດຄື: ເງິນຝາກປະຢັດເປັນເງິນບາດ ຫຼຸດລົງ ຈາກ 1,02% ມາເປັນ 1,00%, ຝາກມີກຳນົດ 3 ເດືອນ ຈາກ 1,86% ມາເປັນ 1,87%, ຝາກມີກຳນົດ 6 ເດືອນ ຈາກ 2,52% ມາເປັນ 2,55% ແລະ ຝາກມີກຳນົດ 12 ເດືອນ ຈາກ 3,25% ມາເປັນ 3,33%. ສຳລັບເງິນຝາກປະຢັດເປັນເງິນໂດລາ ຫຼຸດລົງ ຈາກ 1,25% ມາເປັນ 1,22%, ຝາກມີກຳນົດ 3 ເດືອນ ຈາກ 2,05% ມາເປັນ 2,03%, ຝາກມີກຳນົດ 6 ເດືອນ ຈາກ 2,58% ມາເປັນ 2,53% ແລະ ມີກຳນົດ 12 ເດືອນ ຈາກ 3,21% ມາເປັນ 3,14%.

ອັດຕາດອກເບ້ຍເງິນກູ້ສະເລ່ຍ ເມື່ອທຽບໃສ່ໄຕມາດຜ່ານມາ ສຳລັບສະກຸນເງິນກີບໄລຍະສັ້ນ ຫຼຸດລົງ ຈາກ 14,95% ມາເປັນ 14,21%, ໄລຍະກາງຈາກ 14,92% ມາເປັນ 14,70 ແລະ ໄລຍະຍາວ ຈາກ 15,56% ມາເປັນ 15,39%. ສຳລັບສະກຸນເງິນບາດ ແລະ ໂດລາ ກໍ່ມີການປັບຫຼຸດເຊັ່ນກັນ (ຕາຕະລາງທີ 12).

7. ລະດັບລາຄາສິນຄ້າ.

ໃນໄຕມາດ IV/2010, ດັດສະນີລາຄາຜູ້ຊົມໃຊ້ (CPI) ຂອງ ສປປ ລາວ ຫຼຸດລົງ 0,31% ທຽບໃສ່ ໄຕມາດ III/2010, ຖ້າທຽບໃສ່ໄຕມາດ IV/2009 ເພີ່ມຂຶ້ນ 6,77% ຊຶ່ງຕົວເລກດັດສະນີລາຄາຜູ້ຊົມໃຊ້ມີການປ່ຽນແປງ ຈາກ 118,17 ໃນໄຕມາດ IV/2009 ແລະ 126,57 ໃນໄຕມາດ III/2010 ມາເປັນ 126,17 ໃນໄຕມາດ IV/2010. ສາຍເຫດຕົ້ນຕໍທີ່ເຮັດໃຫ້ອັດຕາເງິນເຟີ້ຫຼຸດລົງ ທຽບໃສ່ໄຕມາດຜ່ານມາ ຍ້ອນ (1) ລາຄາສິນຄ້າໝວດ

percent to 3.38 percent, 3 month-term deposit from 5.50 percent to 5.42 percent, 6 month-term deposits from 7.33 percent to 7.18 percent, while 12 month-term deposit rose from 9.08 percent to 9.91 percent. The interest rate of foreign currency saving accounts was slightly declined such as: Thai Baht saving account decreased from 1.02 percent to 1.00 percent, but 3 month-term deposits increased from 1.86 percent to 1.87 percent, 6 month-term deposits rose from 2.52 percent to 2.55 percent and 12 month-term deposits rose from 3.25 percent to 3.33 percent. Saving rate of Dollar account was slightly declined from 1.25 percent to 1.22 percent, 3 month-term deposits dropped from 2.05 percent to 2.03 percent, 6 month-term deposit was slightly decreased from 2.58 percent to 2.53 percent and 12 months term deposit decreased from 3.21 percent to 3.14 percent.

Compared to previous quarter, the average interest rates on short-term, medium-term and long-term lending for Kip currency has slightly changed as follows: a short-term decreased from 14.95 percent to 14.21 percent, medium-term loans decreased from 14.92 percent to 14.70 percent and long-term decreased from 15.56 percent to 15.39 percent. While, the rates on Thai Baht and US Dollar lending were slightly downward adjusted (see table 12).

7. Price Level

Inflation rate of Lao PDR decreased by 0.31 percent in the 4th quarter of 2010 compared to the 3rd quarter of 2010 but increased by 6.77 percent compared to same period of 2009(y-o-y). The CPI in the 4th quarter of 2009 stood at 118.17 and

ສະບຽງອາຫານ (ລາຄາເຂົ້າ ແລະ ພືດ, ຜັກຕ່າງໆ) ບັບຕົວຫລຸດລົງ ເນື່ອງຈາກເປັນລະດູການຜະລິດ ພືດໄລຍະສັ້ນ ແລະ ເປັນລະດູການເກັບກ່ຽວຜົນ ຜະລິດຕ່າງໆ, (2) ໃນຮອບ 1 ປີ (ໄຕມາດ IV/2010 ທຽບໃສ່ໄຕມາດ IV/2009) ເຫັນວ່າອັດຕາເງິນເຟີ້ຂອງ ສປປ ລາວ ຢູ່ໃນລະດັບ 6,77% ເນື່ອງຈາກລາຄາສິນຄ້າໝວດສະບຽງອາຫານ ເປັນຕົ້ນ: ລາຄາເຂົ້າ, ຊີ້ນ, ປາ ແລະ ພືດ ຜັກອື່ນໆ ຍັງຢູ່ ໃນລະດັບສູງ ບວກກັບການເພີ່ມຂຶ້ນຂອງລາຄາຄຳ ໃນຕະຫລາດໂລກຍັງເພີ່ມຂຶ້ນສູງ ທຽບກັບໄລຍະ ດຽວກັນຂອງ ປີຜ່ານມາ, ພ້ອມກັນນັ້ນ ລາຄາສິນ ຄ້າອື່ນໆ ຢູ່ຕະຫລາດພາຍໃນກໍ່ເພີ່ມຂຶ້ນເລັກນ້ອຍ ເຊັ່ນດຽວກັນ.

8. ສະພາບອັດຕາແລກປ່ຽນ

ໃນໄຕມາດ 4/2010 ທຽບກັບໄຕມາດ 3/2010 ເງິນກີບທຽບກັບເງິນໂດລາສະຫະລັດ ແຂງ ຄ່າ 2,03% ຈາກ 8.214,85 ກີບ/ໂດລາ ມາເປັນ 8.051,5 ກີບ/ໂດລາ ແລະ ເງິນກີບທຽບກັບເງິນ ບາດ ອ່ອນຄ່າ 3,48% ຈາກ 259,27 ກີບ/ບາດ ມາເປັນ 268,62 ກີບ/ບາດ.

ສາເຫດທີ່ພາໃຫ້ເງິນກີບແຂງຄ່າ ທຽບກັບ ເງິນໂດລາ ແມ່ນມາຈາກ 2 ບັດໃຈຄື: (1) ບັດ ໃຈພາຍໃນ: ມີກະແສເງິນໄຫຼເຂົ້າຢ່າງຕໍ່ເນື່ອງ ຊຶ່ງ ເຫັນໄດ້ຈາກໄຕມາດ 4/2010, ມີການລົງທຶນໂດຍ ກົງຈາກຕ່າງປະເທດ ມີຈຳນວນ 140,1 ລ້ານໂດ ລາ; (2) ບັດໃຈພາຍນອກ: ເງິນໂດລາອ່ອນຄ່າ ທຽບກັບເອີໂຣ ແລະ ຫຼາຍສະກຸນເງິນໃນພາກພື້ນ ອາຊີ ຍ້ອນ: ນັກລົງທຶນຍັງບໍ່ໝັ້ນໃຈ ຕໍ່ກັບທິດທາງ ການພື້ນຕົວຂອງເສດຖະກິດຂອງສະຫະລັດ.

ເງິນກີບທຽບກັບເງິນບາດ ອ່ອນຄ່າ ເນື່ອງຈາກ ຄວາມຕ້ອງການເງິນບາດຂອງສັງຄົມຍັງມີສູງ ເພື່ອ ຊຳລະສະສາງຄ່າສິນຄ້າຈາກໄທ ບວກກັບເງິນ ບາດແຂງຄ່າ ທຽບກັບເງິນໂດລາໃນຕະຫຼາດສາກົນ.

126.57 in the 3rd quarter of 2010 to 126.17 in the 4th quarter of 2010. The causes behind decline in inflation of the 4th quarter 2010 compared to the previous quarter were (1) the price of foodstuff decreased (such as rice, crops and vegetables) because it was a period for a short-time crops plantation and rice harvest season (2) in the 4th quarter of 2010 inflation rate (y-o-y) was 6.77 percent, and the price level of foodstuff such as meat, fish, vegetable and others were still high, coupled with the gold price in the world market was also rising, resulting in persistent rise in price of related products in domestic market compared to the same period of 2010.

8. Exchange rate

In the 4th quarter of 2010 compared to the 3rd quarter of 2010, the Kip exchange rate was appreciated against the US Dollar by 2.03 percent from 8,214.85 Kip/1US Dollar to 8,051.5 Kip/1 US Dollar; and depreciated against the Thai Baht by 3.48 percent from 259.27 Kip/1 Baht to 268.62 Kip/1 Baht.

The appreciation of Kip against the US Dollar were driven by 2 main factors: (1) internal factors. includes continuous capital inflow as obviously indicated through the number of foreign direct investment (FDI) in 4th of 2010 which were about US\$ 140.1 million dollar, and (2) external factor associated with the depreciation of the US dollar against Euro and other foreign currencies in Asian regions, which was due to investors were uncertain about the direction of American economy recovery.

The depreciation of Kip against Thai Baht was due to the increase in public demand of

9. ດຸນການສຳລະກັບຕ່າງປະເທດ

ສະພາບລວມຂອງດຸນການຊຳລະກັບຕ່າງປະເທດໃນໄຕມາດ 4/2010 ເກີນດຸນ 198,6 ລ້ານໂດລາ ຈາກການຂາດດຸນປະມານ 27,1 ລ້ານໂດລາໃນໄຕມາດແລ້ວ ຊຶ່ງເຮັດໃຫ້ຄັງສຳຮອງເງິນຕາຕ່າງປະເທດເພີ່ມຂຶ້ນຈາກລະດັບ 531,2 ລ້ານໂດລາ ໃນໄຕມາດແລ້ວມາເປັນ 729,8 ລ້ານໂດລາໃນໄຕມາດນີ້ ແລະ ກຸ້ມການນຳເຂົ້າ 4,3 ເດືອນ.

1 ດຸນຊຳລະປົກກະຕິ:

ດຸນຊຳລະປົກກະຕິໃນໄຕມາດ 4/2010 ເກີນດຸນເພີ່ມຂຶ້ນ 47,5 ລ້ານໂດລາ ຍ້ອນດຸນການຄ້າຂາດດຸນ ຫຼຸດລົງ 32,5%, ດຸນບໍລິການເກີນດຸນ 66,8%, ດຸນຊ່ວຍເຫຼືອເກີນດຸນ 29,0%. ໃນຂະນະທີ່ ດຸນລາຍໄດ້ ຂາດດຸນ 15,8% ລາຍລະອຽດມີດັ່ງນີ້:

ໃນໄຕມາດ 4/2010 ດຸນການຄ້າສືບຕໍ່ຂາດດຸນ ຫຼຸດລົງ 32,5 ລ້ານໂດລາ ຖ້າທຽບກັບໄຕມາດ 3/10 ຫຼຸດລົງ 35,2%. ສາເຫດທີ່ເຮັດໃຫ້ດຸນການຄ້າຂາດດຸນ ຫຼຸດລົງ ຍ້ອນການສົ່ງອອກໃນໄຕມາດນີ້ ເພີ່ມຂຶ້ນ ຈາກລະດັບ 450,4 ລ້ານໂດລາໃນໄຕມາດ 3/2011 ມາເປັນ 473,7 ລ້ານໂດລາ ເພີ່ມຂຶ້ນ 5,2% ທຽບກັບໄຕມາດຜ່ານມາ. ສິນຄ້າສົ່ງອອກຕົ້ນຕໍແມ່ນປະເພດບໍ່ແຮ່ຂະຫຍາຍຕົວ ເພີ່ມຂຶ້ນ 177,9 ລ້ານໂດລາ ເພີ່ມຂຶ້ນ 39,2% ໃນນັ້ນ, ມີທອງ ຈຳນວນ 133,7 ລ້ານໂດລາ, ໃນຂະນະທີ່ຂະແໜງການໄຟຟ້າ ຫຼຸດລົງ ຈຳນວນ 5,8 ລ້ານໂດລາ ຫຼື 13,7% ແລະ ຜະລິດຕະພັນກະສິກຳ ຫຼຸດລົງ 13,1 ລ້ານໂດລາ ຫຼື 23,7% ທຽບກັບໄຕມາດທີ່ແລ້ວ. ການນຳເຂົ້າມີມູນຄ່າ 506,2 ລ້ານໂດລາ ເພີ່ມຂຶ້ນ 1,1% ທຽບໃສ່ໄຕມາດທີ່ແລ້ວ ຈາກມູນຄ່າ 500,6 ລ້ານໂດລາ, ໃນນັ້ນ ການນຳເຂົ້າສິນຄ້າເພື່ອການລົງທຶນ ເພີ່ມຂຶ້ນ 2,6 ລ້ານໂດລາ ຫຼື

Thai Baht for imported goods payment from Thailand and coupled with the appreciation of Thai Baht against US Dollar in the global market.

9. Balance of payment

In the 4th quarter of 2010, Lao PDR's balance of payments continued to record a surplus of US\$ 198.6 million from a deficit of US\$ 21.1 million in the previous quarter, which made a rise in foreign reserve of US\$ 531.2 million in the previous quarter to US\$ 729.8 million in the 4th quarter of 2010, and sufficient for 4.3 months of import of goods and services.

(1) Current account.

In the 4th quarter of 2010, the current account surplus was increased by US\$ 47.5 million, due to a trade deficit dropped by 32.5 percent and incomes deficit dropped 15.8 percent, while net service and current transfer were in surplus 66.8 percent and 29 percent respectively, the detail as follows:

Trade balance of 4rd quarter of 2010 continued to decrease in deficit of US\$ 32.5 million or dropped by 35.2 percent compared to the 3rd quarter of 2010. A dropping of trade deficit was because of export value increased from US\$ 450.4 million in the 3rd quarter of 2011 to US\$ 473.7 million rose by 5.2 percent compared to the previous quarter. The main exports were mining which expanded in the amount of US\$ 177.9 million, up by 39.2 percent Of which, copper was amounted to US\$ 133.7 million, while electricity dropped by US\$ 5.8 million or 13.7 percent and agricultural products were also decreased by US\$ 13.1 million or 23.7 percent compared to previous quarter. The value of

1,0%, ສິນຄ້າຊົມໃຊ້ ເພີ່ມຂຶ້ນ 6,9 ລ້ານໂດລາ ເພີ່ມຂຶ້ນ 3,9% ແລະ ໄຟຟ້າ 0,9 ລ້ານໂດລາ ເພີ່ມຂຶ້ນ 11,3% ທຽບໃສ່ໄຕມາດຜ່ານມາ.

ດຸນບໍລິການສືບຕໍ່ເກີນດຸນ 66,8 ລ້ານໂດລາ ເພີ່ມຂຶ້ນ 14,1% ທຽບໃສ່ໄຕມາດ 3/2010 ຈາກ 58,6 ລ້ານໂດລາ. ການເກີນດຸນ ເພີ່ມຂຶ້ນ ແມ່ນ ຍ້ອນລາຍຮັບຈາກການທ່ອງທ່ຽວເພີ່ມຂຶ້ນ 25,6%, ລາຍຮັບຈາກຂະແໜງຄົມມະນາຄົມ (ໄປສະນີ ແລະ ໂທລະສັບ) ເພີ່ມຂຶ້ນ 10,4%¹

ໃນໄຕມາດ 4/2010 ດຸນລາຍຮັບສຸດທິຂາດ ດຸນ ມູນຄ່າ 15,8 ລ້ານໂດລາ ຫຼື ຂາດດຸນ ຫຼຸດລົງ 60,5% ເມື່ອທຽບກັບໄຕມາດຜ່ານມາ ສາເຫດຕົ້ນ ຕໍ່ແມ່ນຍ້ອນ ການຊຳລະດອກເບ້ຍເງິນກູ້ຕ່າງປະ ເທດຂອງລັດຖະບານ ແລະ ເອກກະຊົນ ຫຼຸດລົງ ລວມທັງການໂອນເງິນລົງທຶນ ກັບຂອງນັກລົງທຶນ ຕ່າງປະເທດ ແລະ ຄົນຕ່າງປະເທດເຮັດວຽກຢູ່ ສປປ ລາວ.

ເງິນໂອນຊ່ວຍເຫຼືອລ້າສຸດທິ ມີມູນຄ່າ 29 ລ້ານໂດລາ ຫຼຸດລົງ 52% ເມື່ອທຽບກັບໄຕມາດ ຜ່ານມາ, ໃນນັ້ນ ເງິນຊ່ວຍເຫຼືອພາກລັດມີ 21.9 ລ້ານໂດລາ ແລະ ພາກເອກກະຊົນມີ 7.1 ລ້ານໂດ ລາ.

2 ດຸນບັນຊີທຶນ ແລະ ການເງິນ

ໃນໄຕມາດ 4 ປີ 2010 ດຸນບັນຊີທຶນ ແລະ ການເງິນມີ 153,08 ລ້ານໂດລາ ຫຼຸດລົງ ຈຳນວນ 16,64 ລ້ານໂດລາ ຫລື 9,80% ທຽບໃສ່ໄຕມາດ 3/2010. ສາເຫດທີ່ເຮັດໃຫ້ດຸນບັນຊີທຶນ ແລະ ການເງິນ ຫຼຸດລົງ ເມື່ອທຽບກັບໄຕມາດຜ່ານມາ ຍ້ອນກະແສເງິນລົງທຶນໂດຍກົງຈາກຕ່າງປະເທດ (FDI) ຜ່ານທະນາຄານຫຼຸດລົງ 6,14% ແລະ

import was US\$ 506.2 million , up by 1.1 percent (US\$ 500.6 million in the 3rd quarter) of which, the value of import of investment goods up by US\$ 2.6 million or 1.0 percent, the consumption goods rose by US\$ 6.9 million or 3.9 percent and electricity US\$ 0.9 million or 11.3 percent compared to the previous quarter. The balance of service sector continued in surplus of US\$ 66.8 million, up by 14.1 percent compared to the previous quarter (US\$ 58.6 million), the rising of surplus was due to the net revenue of tourism and transportation (post and communication) rose by 25.6 percent and 10.4 percent¹ respectively.

In the 4th quarter of 2010, net income balance was amounted to US\$ 15.8 million or decrease in deficit of 60.5 percent compared to the previous quarter, the deficit was mainly caused by the decrease in the government and private loan interest payment including income repartition of foreign investors and workers working in Lao PDR.

Net transfer was amounted to US\$ 29 million dropped by 52 percent compared to the previous quarter, of which, net official and private transfers were amounted US\$ 21.9 million and US\$ 7.1 million respectively.

2. Financial and capital Account

In the 4th quarter of 2010, the financial and capital Account were amounted to US\$ 153.08 million, dropped by US\$ 16.64 million or 9.80 percent compared to the previous quarter, the

¹ດຸນບໍລິການອັບເດດຂໍ້ມູນ

ການລົງທຶນອື່ນໆ² ຫລຸດລົງ 83,28% ໃນນັ້ນ ມີ ລາຍລະ ອງດັ່ງລຸ່ມນີ້ :

FDI ໃນໄຕມາດ 4 ປີ 2010 ມີມູນຄ່າ ລ້ານໂດລາ 86,27 ລ້ານໂດລາ ຫລຸດລົງ ຈຳນວນ 5,64 ລ້ານໂດລາ ເມື່ອທຽບໃສ່ໄຕມາດຜ່ານມາ ຊຶ່ງ ເງິນລົງທຶນໄຫຼເຂົ້າມາທີ່ຫຼຸດລົງສ່ວນໃຫຍ່ ແມ່ນຂະ ແໜງການໄຟຟ້າທີ່ຫລຸດລົງຫຼາຍ. ການລົງທຶນອື່ນໆ² ມີມູນຄ່າ 13,01 ລ້ານໂດລາ ທຽບກັບໄຕມາດ 3/2010 ຫລຸດລົງ 64,80 ລ້ານໂດລາ ເມື່ອທຽບກັບ ໄຕມາດຜ່ານມາ,

ມາຮອດໄຕມາດ 4/2010 ຍອດໜີ້ສິນຕໍ່ ຕ່າງປະເທດ ຂອງ ສປປ ລາວ ມີຈຳນວນ 2.801,94 ລ້ານໂດລາ ເພີ່ມຂຶ້ນ 1,29% ເມື່ອ ທຽບໃສ່ໄຕມາດຜ່ານມາ, ໃນນັ້ນ ໜີ້ສິນສອງຝ່າຍ ມີຍອດເງື່ອ 1.057,22 ລ້ານໂດລາ ເພີ່ມຂຶ້ນ 45,13 ລ້ານໂດລາ.

decline of financial and capital account balance were caused by the decline of FDI funds transferred through banking system dropped by 6.14 percent and others investments were also dropped by 83.28 percent as the following details:

In the 4th quarter of 2010, FDI was amounted to US\$ 86.27 million decreased by 5.64 million compared to the previous quarter, the major decline in FDI was for electricity investment and other investments were amounted to US\$ 13.01 million, dropped by US\$ 64.80 million compared to the previous quarter.

Up to 4th quarter of 2010, external debt of the Lao PDR was accounted for US\$ 2,801.94 million, increased by 1.29 percent compared to the previous quarter. Of which, the total bilateral debt was stood at US\$ 1,057.22 million rose by US\$45.13 million.

² ປະກອບມີ: ສິນເຊື່ອທາງການຄ້າ(ຊື້-ຂາຍຈາກຕ່າງປະເທດ, ເງິນກູ້ ແລະ ສິນເຊື່ອຈາກກອງທຶນສາກົນ, ການກູ້ຢືມຈາກຕ່າງປະ ເທດ (Program loans, Project loans), ຊັບສິນຕ່າງປະເທດສຸດທິຂອງທະນາຄານທຸລະກິດ.

Consists of : trading loan (foreign trading, loan from IMF and loan from foreign countries as program loan, project loan and net foriegn asset of commercial banks.

ຕາຕະລາງ 1: ຖານະການເງິນຂອງ ທະນາຄານແຫ່ງ ສປປລາວ

TABLE 1: BALANCE SHEET OF THE BOL

(ຕື້ກີບ: in billions of Kip)

| ກົມນະໂຍບາຍເງິນຕາ | | P | P | P | P | P | Monetary Policy Department |
|----------------------------|-----------------|-----------------|-----------------|-----------------|-----------------|-----------------|-----------------------------|
| ລາຍການ | Q4/2008 | Q4/2009 | Q1/2010 | Q2/2010 | Q3/2010 | Q4/2010 | Items |
| ຊັບສິນຕ່າງປະເທດສຸດທິ | 5,230.23 | 4,561.29 | 4,612.91 | 3,876.21 | 3,588.04 | 5,132.60 | Net Foreign Assets |
| ຊັບສິນຕ່າງປະເທດ | 5,416.99 | 5,373.45 | 5,374.01 | 4,598.55 | 4,306.45 | 5,849.82 | Foreign Assets |
| ໜີ້ສິນຕ່າງປະເທດ | (186.76) | (812.16) | (761.10) | (722.34) | (718.41) | (717.22) | Foreign Liabilities |
| ຊັບສິນພາຍໃນສຸດທິ | (454.08) | 1,866.36 | 2,310.38 | 2,632.84 | 3,570.92 | 4,427.89 | Net Domestic Assets |
| ສິນເຊື້ອພາຍໃນ | 164.96 | 2,654.36 | 3,119.54 | 3,395.73 | 4,105.35 | 4,561.07 | Domestic Credit |
| ສິນເຊື້ອໃຫ້ລັດຖະບານສຸດທິ | (1,057.20) | (815.25) | (881.04) | (1,208.50) | (914.66) | (741.57) | Net Claims on Govt. |
| ສິນເຊື້ອໃຫ້ລັດຖະບານ | 972.85 | 925.09 | 950.39 | 847.37 | 719.28 | 925.63 | Claims on Govt. |
| ເງິນຝາກລັດຖະບານ | (2,030.05) | (1,740.34) | (1,831.43) | (2,055.87) | (1,633.94) | (1,667.20) | Deposit of Govt. |
| ສິນເຊື້ອໃຫ້ພາກສ່ວນເສດຖະກິດ | 685.07 | 2,306.64 | 2,738.93 | 3,134.55 | 3,319.49 | 3,367.06 | Credit to the Economy |
| ສິນເຊື້ອໃຫ້ລັດວິສາຫະກິດ | 685.07 | 2,306.64 | 2,738.93 | 3,134.55 | 3,319.49 | 3,367.06 | Credit to state enterprises |
| ສິນເຊື້ອໃຫ້ສະຖາບັນການເງິນ | 537.09 | 1,162.97 | 1,261.65 | 1,469.68 | 1,700.52 | 1,935.58 | Credit to Banks |
| ພັນທະບັດທະນາຄານກາງ | (222.52) | (660.18) | (843.94) | (1,081.82) | (908.35) | (1,023.30) | BOL Securities |
| ລາຍການອື່ນໆສຸດທິ | (396.52) | (127.82) | 34.78 | 318.93 | 373.92 | 890.12 | Other Items (Net) |
| ຖານເງິນຕາ | 4,776.04 | 6,427.63 | 6,923.29 | 6,509.05 | 7,158.96 | 9,560.38 | Monetary Base |
| ເງິນສົດຢູ່ຂອດຈໍລະຈອນ | 2,508.26 | 3,577.28 | 3,588.34 | 3,592.96 | 3,720.46 | 4,504.52 | Currency in Circulation |
| ເງິນຝາກ | 2,267.47 | 2,849.75 | 3,334.86 | 2,915.97 | 3,438.48 | 5,055.86 | Deposits |

ແຫຼ່ງຂໍ້ມູນ: ທະນາຄານແຫ່ງ ສປປລາວ

Source: Bank of the Lao PDR

ໝາຍເຫດ P: ຕົວເລກເບື້ອງຕົ້ນ

Note P: Preliminary data

ຕາຕະລາງ 2. ຖານະການເງິນຂອງທະນາຄານທຸລະກິດທົ່ວລະບົບ

TABLE 2. BALANCE SHEET OF COMMERCIAL BANKS

(ຕື້ກີບ: in billions of Kip)

| ລາຍການ | Q4/2008 | Q4/2009 | Q1/2010 | Q2/2010 | Q3/2010 | Q4/2010 | Items |
|-------------------------------|------------------|------------------|------------------|------------------|------------------|------------------|--------------------------------------|
| ຊັບສິນ | 13,992.87 | 18,552.57 | 20,016.73 | 20,785.91 | 21,794.81 | 27,896.82 | ASSETS |
| ຄັງສຳຮອງ | 2,567.87 | 4,110.48 | 4,661.00 | 4,519.06 | 4,634.03 | 6,481.72 | RESERVES |
| ຊັບສິນຕ່າງປະເທດ | 4,020.98 | 2,771.63 | 2,832.09 | 2,916.95 | 2,802.83 | 4,484.38 | FOREIGN ASSETS |
| ສິນເຊື້ອໃຫ້ແກ່ລັດຖະບານ | 681.26 | 692.33 | 757.30 | 804.30 | 833.86 | 1,003.76 | CLAIMS ON GOVERNMENT |
| ສິນເຊື້ອໃຫ້ແກ່ລັດວິສາຫະກິດ | 605.67 | 266.34 | 270.76 | 275.04 | 276.19 | 451.31 | CLAIMS ON SOE. |
| ສິນເຊື້ອໃຫ້ແກ່ພາກເອກະຊົນ | 4,553.82 | 8,564.64 | 9,313.65 | 9,758.14 | 10,790.19 | 12,317.36 | CLAIMS ON PRIVATE SECTOR |
| ຊັບສິນອື່ນໆ | 1,563.27 | 2,147.15 | 2,181.93 | 2,512.42 | 2,457.71 | 3,158.29 | OTHER ASSETS |
| ໜີ້ສິນ | 13,992.91 | 18,552.58 | 20,016.74 | 20,785.87 | 21,794.79 | 27,895.63 | LIABILITIES |
| ເງິນຝາກກະແສລາຍວັນ | 1,491.68 | 1,704.01 | 1,721.70 | 1,648.19 | 1,735.09 | 2,552.03 | CURRENT DEPOSITS |
| ເງິນຝາກມີກຳນົດ | 1,274.82 | 2,260.43 | 2,596.65 | 2,703.87 | 3,060.48 | 3,736.13 | TERM DEPOSITS |
| ເງິນຝາກປະຢັດ | 750.23 | 1,135.06 | 1,268.31 | 1,309.20 | 1,382.46 | 1,716.18 | SAVING DEPOSITS |
| ເງິນຝາກທີ່ເປັນເງິນຕາຕ່າງປະເທດ | 5,823.57 | 6,992.18 | 7,477.50 | 7,590.13 | 8,061.42 | 9,281.18 | FOREIGN CURRENCY DEPOSITS(Residents) |
| ເງິນຝາກມີບັນຫາ | 51.98 | 8.71 | 7.87 | 7.95 | 8.59 | 8.36 | RESTRICTED DEPOSITS |
| ໜີ້ສິນຕ່າງປະເທດ | 1,883.10 | 1,827.11 | 1,804.77 | 1,797.36 | 1,984.79 | 3,279.84 | FOREIGN LIABILITIES |
| ເງິນຝາກລັດຖະບານ | 267.53 | 554.09 | 1,011.74 | 859.63 | 649.47 | 730.85 | GOVERNMENT DEPOSITS |
| ສິນເຊື້ອຈາກທະນາຄານກາງ | 419.59 | 923.48 | 999.74 | 1,423.01 | 1,397.92 | 1,440.82 | CREDIT FROM MON.AUTHORITIES |
| ບັນຊີທຶນ | 1,189.92 | 2,093.77 | 2,126.76 | 2,301.87 | 2,419.93 | 3,766.89 | CAPITAL ACCOUNT |
| ໜີ້ສິນອື່ນໆ | 840.49 | 1,053.74 | 1,001.70 | 1,144.66 | 1,094.64 | 1,383.35 | OTHER LIABILITIES |

ແຫຼ່ງຂໍ້ມູນ: ທະນາຄານແຫ່ງ ສປປ ລາວ

Source: Bank of the Lao PDR

ໝາຍເຫດ P: ຂໍ້ມູນເບື້ອງຕົ້ນເນື່ອງຈາກມີການປັບປຸງໂຄງສ້າງດ້ານບັນຊີຂອງລະບົບທະນາຄານ.

Note P: Preliminary data due to the structural change in accounting flow chart of banking system.

ຕາຕະລາງ 3: ຖານະເງິນຕາຂອງລະບົບທະນາຄານ

TABLE 3: MONETARY SURVEY

(ຕົວກີບ: in billions of Kip)

| ກົມນະໂຍບາຍເງິນຕາ | P | P | P | P | P | Monetary Policy Department | |
|-----------------------------------|------------------|------------------|------------------|------------------|------------------|----------------------------|-----------------------------|
| ລາຍການ | Q4/2008 | Q4/2009 | Q1/2010 | Q2/2010 | Q3/2010 | Q4/2010 | Items |
| ຊັບສິນຕ່າງປະເທດສຸດທິ | 7,368.11 | 5,505.81 | 5,649.21 | 4,995.91 | 4,406.04 | 6,240.00 | Net Foreign Assets |
| ຊັບສິນຕ່າງປະເທດ | 9,433.45 | 8,145.08 | 8,203.81 | 7,515.65 | 7,109.25 | 10,325.82 | Foreign assets |
| ໜີ້ສິນຕ່າງປະເທດ | (2,069.68) | (2,639.27) | (2,554.60) | (2,519.74) | (2,703.21) | (4,085.82) | Foreign liabilities |
| ຊັບສິນພາຍໃນສຸດທິ | 4,200.42 | 9,670.07 | 10,358.38 | 11,120.44 | 12,804.41 | 14,873.84 | Net Domestic Assets |
| ສິນເຊື່ອພາຍໃນ | 5,201.09 | 10,460.61 | 11,240.99 | 11,903.85 | 13,676.13 | 15,849.69 | Domestic Credit |
| ສິນເຊື່ອໃຫ້ລັດຖະບານສຸດທິ | (643.47) | (677.01) | (1,082.44) | (1,263.80) | (709.76) | (420.47) | Net Claims on Govt. |
| ສິນເຊື່ອໃຫ້ລັດຖະບານ | 1,654.11 | 1,617.42 | 1,760.69 | 1,651.67 | 1,573.68 | 1,977.63 | Claims on Govt. |
| ເງິນຝາກລັດຖະບານ | (2,297.58) | (2,294.43) | (2,843.13) | (2,915.47) | (2,283.44) | 2,398.10 | Deposit of Govt. |
| ສິນເຊື່ອໃຫ້ພາກສ່ວນເສດຖະກິດ | 5,844.56 | 11,137.62 | 12,323.43 | 13,167.65 | 14,385.89 | 16,270.16 | Credit to the Economy |
| ສິນເຊື່ອໃຫ້ລັດວິສາຫະກິດ | 1,290.74 | 2,572.98 | 3,009.73 | 3,409.55 | 3,595.69 | 3,955.66 | Credit to state enterprises |
| ສິນເຊື່ອໃຫ້ພາກເອກະຊົນ | 4,553.82 | 8,564.64 | 9,313.70 | 9,758.10 | 10,790.20 | 12,314.50 | Credit to private sector |
| ລາຍການອື່ນໆສຸດທິ | (1,000.67) | (790.54) | (882.61) | (783.41) | (871.72) | (975.85) | Other Items (Net) |
| ທຶນທີ່ທະນາຄານກູ້ຈາກລັດຖະບານ | (183.13) | (162.20) | (160.86) | (153.20) | (141.00) | 136.96 | Government lending fund |
| ເງິນຝາກຈຳກັດ | (51.98) | (8.71) | (7.90) | (8.00) | (8.60) | (8.40) | Restricted deposit |
| ບັນຊີທຶນ | (1,871.16) | (2,733.54) | (2,607.47) | (2,924.31) | (3,089.27) | (4,611.48) | Capital Account |
| ອື່ນໆ | 1,105.60 | 2,113.91 | 1,893.62 | 2,302.10 | 2,367.15 | 3,780.99 | Others |
| ປະລິມານເງິນຕາມຄວາມໝາຍກວ້າງ | 11,564.14 | 15,175.87 | 16,007.59 | 16,116.35 | 17,210.45 | 21,114.03 | Money Supply |
| ປະລິມານເງິນຄວາມໝາຍແຄບ | 3,715.52 | 4,788.20 | 4,666.60 | 4,513.13 | 4,706.03 | 6,349.83 | Money |
| ເງິນຢູ່ນອກລະບົບທະນາຄານ | 2,223.22 | 3,083.48 | 2,943.97 | 2,864.66 | 2,970.56 | 3,790.53 | Currency outside Banks |
| ເງິນຝາກກະແສລາຍວັນ | 1,492.30 | 1,704.72 | 1,722.63 | 1,648.47 | 1,735.47 | 2,559.30 | Demand Deposits |
| ປະລິມານເງິນປະເພດອື່ນໆ | 7,848.62 | 10,387.67 | 11,340.80 | 11,603.10 | 12,504.40 | 14,764.20 | Quasi Money |
| ເງິນຝາກປະຢັດ ແລະຝາກມືກຳນົດ | 2,025.05 | 3,395.49 | 3,864.60 | 4,013.10 | 4,443.00 | 5,450.70 | Time and Saving Deposits |
| ເງິນຝາກເປັນເງິນຕາຕ່າງປະເທດ | 5,823.57 | 6,992.18 | 7,476.20 | 7,590.00 | 8,187.30 | 9,311.50 | Foreign Currency Deposits |

ແຫຼ່ງຂໍ້ມູນ: ທະນາຄານແຫ່ງ ສປປລາວ

Source: Bank of the Lao PDR

ໝາຍເຫດ P: ຕົວເລກເບື້ອງຕົ້ນ

Note P: Preliminary data

ຕາຕະລາງ 4: ຊັບສິນຂອງທະນາຄານທຸລະກິດ

TABLE 4: ASSETS OF COMMERCIAL BANKS

ກົມນະໂຍບາຍເງິນຕາ

Monetary Policy Department

| ລາຍການ | Q4/2008 | Q4/2009 | Q1/2010 | Q2/2010 | Q3/2010 | Q4/2010 | ITEMS |
|---|-----------|-----------|-----------|-----------|-----------|-----------|---|
| ທະນາຄານທຸລະກິດລັດ + ທະນາຄານສະເພາະກິດ | | | | | | | State-owned commercial banks + Specialized banks |
| ຍອດຊັບສິນ (ຕື້ກີບ) | 8,292.68 | 12,639.36 | 13,104.88 | 13,424.84 | 13,787.91 | 16,548.56 | Assets of commercial banks (in bill. of Kip) |
| ອັດຕາສ່ວນ (%) | 59.26 | 67.41 | 65.47 | 64.59 | 63.26 | 59.32 | Assets of commercial banks to the total assets (%) |
| ອັດຕາການຂະຫຍາຍຕົວຂອງຊັບສິນ (%) | 0.48 | 6.62 | 3.68 | 2.44 | 2.70 | 20.02 | Growth rate of commercial banks assets (%) |
| ທະນາຄານຮ່ວມທຶນ | | | | | | | Joint venture banks |
| ຍອດຊັບສິນ (ຕື້ກີບ) | 3,662.64 | 1,178.56 | 1,411.50 | 1,547.23 | 1,576.72 | 3,363.38 | Assets of commercial banks (in bill. of Kip) |
| ອັດຕາສ່ວນ (%) | 26.17 | 6.29 | 7.05 | 7.44 | 7.23 | 12.06 | Assets of commercial banks to the total assets (%) |
| ອັດຕາການຂະຫຍາຍຕົວຂອງຊັບສິນ (%) | 22.94 | 2.55 | 19.76 | 9.62 | 1.91 | 113.31 | Growth rate of commercial banks assets (%) |
| ທະນາຄານເອກະຊົນ | | | | | | | Private banks |
| ຍອດຊັບສິນ (ຕື້ກີບ) | 1,256.14 | 1,296.93 | 3,135.58 | 3,201.22 | 3,851.98 | 5,007.92 | Assets of commercial banks (in bill. of Kip) |
| ອັດຕາສ່ວນ (%) | 8.98 | 6.92 | 15.66 | 15.40 | 17.67 | 17.95 | Assets of commercial banks to the total assets (%) |
| ອັດຕາການຂະຫຍາຍຕົວຂອງຊັບສິນ (%) | 25.01 | 82.09 | 141.77 | 2.09 | 20.33 | 30.01 | Growth rate of commercial banks assets (%) |
| ທະນາຄານສາຂາຕ່າງປະເທດ | | | | | | | Foreign branches |
| ຍອດຊັບສິນ (ຕື້ກີບ) | 2,037.61 | 2,422.17 | 2,364.78 | 2,612.66 | 2,578.17 | 2,976.95 | Assets of commercial banks (in bill. of Kip) |
| ອັດຕາສ່ວນ (%) | 14.56 | 12.92 | 11.81 | 12.57 | 11.83 | 10.67 | Assets of commercial banks to the total assets (%) |
| ອັດຕາການຂະຫຍາຍຕົວຂອງຊັບສິນ (%) | 2.69 | (0.34) | (2.37) | 10.48 | (1.32) | 15.47 | Growth rate of commercial banks assets (%) |
| ລວມທັງໝົດ | | | | | | | TOTAL : |
| ຍອດຊັບສິນ (ຕື້ກີບ) | 13,992.93 | 18,747.52 | 20,016.74 | 20,785.95 | 21,794.78 | 27,896.81 | Assets of commercial banks (in bill. of Kip) |
| ອັດຕາສ່ວນ (%) | 100.00 | 100.00 | 100.00 | 100.00 | 100.00 | 100.00 | Assets of commercial banks to the total assets (%) |
| ອັດຕາການຂະຫຍາຍຕົວຂອງຊັບສິນ (%) | 5.88 | 9.58 | 6.77 | 3.84 | 4.85 | 28.00 | Growth rate of commercial banks assets (%) |

ແຫຼ່ງຂໍ້ມູນ: ທະນາຄານແຫ່ງ ສປປ ລາວ

Source: Bank of the Lao PDR

ຕາຕະລາງ 5: ຍອດເງິນຝາກຂອງທະນາຄານທຸລະກິດ

TABLE 5: DEPOSITS OF COMMERCIAL BANKS

ກົມນະໂຍບາຍເງິນຕາ

P P P P P Monetary Policy Department

| ລາຍການ | Q4/2008 | Q4/2009 | Q1/2010 | Q2/2010 | Q3/2010 | Q4/2010 | ITEMS |
|---|-----------|-----------|-----------|-----------|-----------|-----------|---|
| ທະນາຄານທຸລະກິດລັດ + ທະນາຄານສະເພາະກິດ | | | | | | | State-owned commercial banks + Specialized banks |
| ຍອດເງິນຝາກ (ຕື້ກີບ) | 7,090.54 | 8,805.55 | 9,201.85 | 9,293.21 | 9,653.63 | 11,653.63 | Deposits of commercial banks (in bill. of Kip) |
| ອັດຕາສ່ວນ (%) | 70.38 | 72.90 | 70.44 | 70.36 | 67.80 | 67.41 | Deposits of commercial banks to the total deposits (%) |
| ອັດຕາການຂະຫຍາຍຕົວຂອງເງິນຝາກ (%) | 1.33 | 6.59 | 4.50 | 0.99 | 3.88 | 20.72 | Growth rate of commercial banks deposits (%) |
| ທະນາຄານຮ່ວມທຶນ | | | | | | | Joint venture banks |
| ຍອດເງິນຝາກ (ຕື້ກີບ) | 2,074.22 | 656.18 | 1,026.30 | 1,028.83 | 1,073.07 | 1,247.65 | Deposits of commercial banks (in bill. of Kip) |
| ອັດຕາສ່ວນ (%) | 20.59 | 5.43 | 7.86 | 7.79 | 7.54 | 7.22 | Deposits of commercial banks to the total deposits (%) |
| ອັດຕາການຂະຫຍາຍຕົວຂອງເງິນຝາກ (%) | 12.97 | (4.96) | 56.41 | 0.25 | 4.30 | 16.27 | Growth rate of commercial banks deposits (%) |
| ທະນາຄານເອກະຊົນ | | | | | | | Private banks |
| ຍອດເງິນຝາກ (ຕື້ກີບ) | 858.19 | 1,145.67 | 2,062.37 | 1,934.72 | 2,624.39 | 3,401.32 | Deposits of commercial banks (in bill. of Kip) |
| ອັດຕາສ່ວນ (%) | 8.52 | 9.49 | 15.79 | 14.65 | 18.43 | 19.67 | Deposits of commercial banks to the total assets (%) |
| ອັດຕາການຂະຫຍາຍຕົວຂອງຊັບສິນ (%) | 32.13 | 63.69 | 80.01 | (6.19) | 35.65 | 29.60 | Growth rate of commercial banks assets (%) |
| ທະນາຄານສາຂາຕ່າງປະເທດ | | | | | | | Foreign branches |
| ຍອດເງິນຝາກ (ຕື້ກີບ) | 910.44 | 997.23 | 773.06 | 950.78 | 886.42 | 985.17 | Deposits of commercial banks (in bill. of Kip) |
| ອັດຕາສ່ວນ (%) | 9.04 | 8.26 | 5.92 | 7.20 | 6.23 | 5.70 | Deposits of commercial banks to the total deposits (%) |
| ອັດຕາການຂະຫຍາຍຕົວຂອງເງິນຝາກ (%) | (14.21) | (14.78) | (22.48) | 22.99 | (6.77) | 11.14 | Growth rate of commercial banks deposits (%) |
| ລວມທັງໝົດ | | | | | | | TOTAL : |
| ຍອດເງິນຝາກ (ຕື້ກີບ) | 10,075.12 | 12,078.23 | 13,063.58 | 13,207.54 | 14,237.51 | 17,287.77 | Deposits of commercial banks (in bill. of Kip) |
| ອັດຕາສ່ວນ (%) | 100.00 | 100.00 | 100.00 | 100.00 | 100.00 | 100.00 | Deposits of commercial banks to the total deposits (%) |
| ອັດຕາການຂະຫຍາຍຕົວຂອງເງິນຝາກ (%) | 1.82 | 6.93 | 8.16 | 1.10 | 7.80 | 21.42 | Growth rate of commercial banks deposits (%) |

ແຫຼ່ງຂໍ້ມູນ: ທະນາຄານແຫ່ງ ສປປ ລາວ

Source: Bank of the Lao PDR

ຕາຕະລາງ 5.1: ປະເພດເງິນຝາກຂອງທະນາຄານທຸລະກິດ

TABLE 5.1: TYPE OF DEPOSITS OF COMMERCIAL BANKS

(ຕັ້ງກີບ: in billions of Kip)

ກົມນະໂຍບາຍເງິນຕາ

Monetary Policy Department

| ລາຍການ | Q4/2008 | | Q4/2009 | | Q1/2010 | | Q2/2010 | | Q3/2010 | | Q4/2010 | | ITEMS |
|---|------------------|---------------|------------------|---------------|------------------|---------------|------------------|---------------|------------------|---------------|------------------|---------------|--|
| | | Share (%) | | Share (%) | | Share (%) | | Share (%) | | Share (%) | | Share (%) | |
| ທະນາຄານທຸລະກິດລັດ + ທະນາຄານສະເພາະກິດ | 6,619.10 | 66.04 | 8,623.60 | 62.45 | 9,276.85 | 71.01 | 9,292.20 | 70.36 | 9,611.51 | 72.61 | 11,653.64 | 67.41 | State-owned commercial banks +Specialized banks |
| ເງິນຝາກເປັນເງິນກີບ | 2,907.10 | 29.00 | 4,190.84 | 30.35 | 4,508.51 | 34.51 | 4,636.32 | 35.10 | 4,864.23 | 36.75 | 6,487.13 | 37.52 | Currency deposits in Kip |
| ເງິນຝາກກະແສລາຍວັນ | 1,327.19 | 13.24 | 1,534.12 | 11.11 | 1,503.42 | 11.51 | 1,446.77 | 10.95 | 1,459.56 | 11.03 | 2,324.94 | 13.45 | Currency deposits |
| ເງິນຝາກປະຢັດ | 599.59 | 5.98 | 907.41 | 6.57 | 1,008.41 | 7.72 | 1,075.36 | 8.14 | 1,101.99 | 8.32 | 1,362.08 | 7.88 | Saving deposits |
| ເງິນຝາກປະຈຳ | 980.32 | 9.78 | 1,749.31 | 12.67 | 1,996.68 | 15.28 | 2,114.19 | 16.01 | 2,302.68 | 17.40 | 2,800.11 | 16.20 | Term deposits |
| ເງິນຝາກເປັນເງິນຕາຕ່າງປະເທດ | 3,712.00 | 37.03 | 4,432.76 | 32.10 | 4,768.34 | 36.50 | 4,655.88 | 35.25 | 4,747.28 | 35.86 | 5,166.51 | 29.89 | Foreign currency deposits |
| ເງິນຝາກກະແສລາຍວັນ | 1,209.08 | 12.06 | 1,172.34 | 8.49 | 1,298.26 | 9.94 | 1,106.33 | 8.38 | 1,068.31 | 8.07 | 1,128.66 | 6.53 | Currency deposits |
| ເງິນຝາກປະຢັດ | 1,682.11 | 16.78 | 2,130.72 | 15.43 | 2,263.30 | 17.33 | 2,367.18 | 17.92 | 2,436.15 | 18.40 | 2,727.52 | 15.78 | Saving deposits |
| ເງິນຝາກປະຈຳ | 820.81 | 8.19 | 1,129.70 | 8.18 | 1,206.78 | 9.24 | 1,182.37 | 8.95 | 1,242.82 | 9.39 | 1,310.33 | 7.58 | Term deposits |
| ທະນາຄານລວມທຶນ + ທະນາຄານເອກະຊົນ | 1,951.95 | 19.47 | 1,543.47 | 11.18 | 3,080.12 | 23.58 | 2,963.34 | 22.44 | 3,481.18 | 26.30 | 4,566.46 | 26.41 | Joint venture banks+Private bank |
| ເງິນຝາກເປັນເງິນກີບ | 503.71 | 5.03 | 234.55 | 1.70 | 1,005.12 | 7.69 | 873.50 | 6.61 | 1,078.35 | 8.15 | 1,410.59 | 8.16 | Currency deposits in Kip |
| ເງິນຝາກກະແສລາຍວັນ | 146.37 | 1.46 | 23.30 | 0.17 | 189.74 | 1.45 | 134.91 | 1.02 | 203.21 | 1.54 | 193.65 | 1.12 | Currency deposits |
| ເງິນຝາກປະຢັດ | 113.95 | 1.14 | 67.48 | 0.49 | 232.31 | 1.78 | 196.72 | 1.49 | 236.99 | 1.79 | 320.65 | 1.85 | Saving deposits |
| ເງິນຝາກປະຈຳ | 243.39 | 2.43 | 143.77 | 1.04 | 583.07 | 4.46 | 541.87 | 4.10 | 638.15 | 4.82 | 896.29 | 5.18 | Term deposits |
| ເງິນຝາກເປັນເງິນຕາຕ່າງປະເທດ | 1,448.24 | 14.45 | 1,308.92 | 9.48 | 2,075.00 | 15.88 | 2,089.84 | 15.82 | 2,402.83 | 18.15 | 3,155.87 | 18.26 | Foreign currency deposits |
| ເງິນຝາກກະແສລາຍວັນ | 256.16 | 2.56 | 158.66 | 1.15 | 477.15 | 3.65 | 569.96 | 4.32 | 695.81 | 5.26 | 880.14 | 5.09 | Currency deposits |
| ເງິນຝາກປະຢັດ | 719.21 | 7.18 | 544.72 | 3.94 | 811.82 | 6.21 | 665.46 | 5.04 | 845.87 | 6.39 | 1,167.75 | 6.75 | Saving deposits |
| ເງິນຝາກປະຈຳ | 472.87 | 4.72 | 605.54 | 4.39 | 786.03 | 6.02 | 854.42 | 6.47 | 861.15 | 6.51 | 1,107.98 | 6.41 | Term deposits |
| ທະນາຄານສາຂາຕ່າງປະເທດ+ທະນາຄານໃນເທືອຄ່າຍ | 769.29 | 7.68 | 3,381.66 | 24.49 | 771.96 | 5.91 | 952.00 | 7.21 | 144.82 | 1.09 | 1,065.07 | 6.16 | Foreign branches+ Affiliated banks |
| ເງິນຝາກເປັນເງິນກີບ | 105.95 | 1.06 | 320.06 | 2.32 | 69.88 | 0.53 | 81.97 | 0.62 | 86.57 | 0.65 | 105.81 | 0.61 | Currency deposits in Kip |
| ເງິນຝາກກະແສລາຍວັນ | 18.14 | 0.18 | 39.26 | 0.28 | 27.45 | 0.21 | 22.11 | 0.17 | 29.85 | 0.23 | 35.02 | 0.20 | Currency deposits |
| ເງິນຝາກປະຢັດ | 36.69 | 0.37 | 101.50 | 0.74 | 28.16 | 0.22 | 30.92 | 0.23 | 28.40 | 0.21 | 31.38 | 0.18 | Saving deposits |
| ເງິນຝາກປະຈຳ | 51.12 | 0.51 | 179.30 | 1.30 | 14.27 | 0.11 | 28.94 | 0.22 | 28.32 | 0.21 | 39.41 | 0.23 | Term deposits |
| ເງິນຝາກເປັນເງິນຕາຕ່າງປະເທດ | 663.34 | 6.62 | 3,061.60 | 22.17 | 702.08 | 5.37 | 870.03 | 6.59 | 828.38 | 6.26 | 959.26 | 5.55 | Foreign currency deposits |
| ເງິນຝາກກະແສລາຍວັນ | 215.21 | 2.15 | 819.72 | 5.94 | 239.56 | 1.83 | 352.86 | 2.67 | 286.91 | 2.17 | 410.70 | 2.38 | Currency deposits |
| ເງິນຝາກປະຢັດ | 336.95 | 3.36 | 1,141.24 | 8.26 | 344.37 | 2.64 | 368.16 | 2.79 | 368.25 | 2.78 | 378.51 | 2.19 | Saving deposits |
| ເງິນຝາກປະຈຳ | 111.18 | 1.11 | 1,100.64 | 7.97 | 118.15 | 0.90 | 149.01 | 1.13 | 173.22 | 1.31 | 170.05 | 0.98 | Term deposits |
| ລວມທັງໝົດ | 10,023.20 | 100.00 | 13,809.18 | 100.00 | 13,063.58 | 100.00 | 13,207.54 | 100.00 | 13,237.51 | 100.00 | 17,287.67 | 100.00 | Total |

ແຫຼ່ງຂໍ້ມູນ: ທະນາຄານແຫ່ງ ສປປ ລາວ

Source: Bank of the Lao PDR

ໝາຍເຫດ: ເລີ່ມແຕ່ໄຕມາດ 1/2010 ແມ່ນບໍ່ໄດ້ສັງລວມເງິນຝາກຂອງອົງການຈັດຕັ້ງສາກົນ.

Noted: in the 1st quarter of 2010 excluding the deposits of international organizations.

ຕາຕະລາງ 5.2: ອັດຕາການຂະຫຍາຍຕົວຂອງເງິນຝາກຂອງທະນາຄານທຸລະກິດ

TABLE 5.2: CROWTH RATE OF COMMERCIAL BANKS' DEPOSITS

(Compared with the previon Quarter)

ກົມນະໂຍບາຍເງິນຕາ

Monetary Policy Department

| ລາຍການ | P | P | P | P | P | ITEMS | |
|---|---------------|----------------|----------------|----------------|----------------|---------------|---|
| | Q4/2008 | Q4/2009 | Q1/2010 | Q2/2010 | Q3/2010 | Q4/2010 | |
| ທະນາຄານທຸລະກິດລັດ + ທະນາຄານສະເພາະກິດ | 2.15 | 6.25 | 7.58 | 0.17 | 3.44 | 21.25 | State-owned commercial banks + Specialized banks |
| ເງິນຝາກເປັນເງິນກີບ | 7.66 | 12.11 | 7.58 | 2.83 | 4.92 | 33.36 | Currency deposits in Kip |
| ເງິນຝາກກະແສລາຍວັນ | 0.55 | 10.55 | (2.00) | (3.77) | 0.88 | 59.29 | Currency deposits |
| ເງິນຝາກປະຢັດ | 18.27 | 13.91 | 11.13 | 6.64 | 2.48 | 23.60 | Saving deposits |
| ເງິນຝາກປະຈຳ | 12.23 | 12.58 | 14.14 | 5.89 | 8.92 | 21.60 | Term deposits |
| ເງິນຝາກເປັນເງິນຕາຕ່າງປະເທດ | (1.79) | 1.24 | 23.78 | (2.36) | 1.96 | 8.83 | Foreign currency deposits |
| ເງິນຝາກກະແສລາຍວັນ | (5.74) | 3.08 | 10.74 | (14.78) | (3.44) | 5.65 | Currency deposits |
| ເງິນຝາກປະຢັດ | (1.06) | 0.52 | 6.22 | 4.59 | 2.91 | 11.96 | Saving deposits |
| ເງິນຝາກປະຈຳ | 0.24 | 0.74 | 6.82 | (2.02) | 5.11 | 5.43 | Term deposits |
| ທະນາຄານຮ່ວມທຶນ + ທະນາຄານເອກະຊົນ | 13.20 | (8.36) | 99.56 | (3.79) | 17.47 | 31.18 | Joint venture banks+Private bank |
| ເງິນຝາກເປັນເງິນກີບ | 9.50 | (59.88) | 328.53 | (13.09) | 23.45 | 30.81 | Currency deposits in Kip |
| ເງິນຝາກກະແສລາຍວັນ | (7.33) | (85.41) | 714.33 | (28.90) | 50.63 | (4.70) | Currency deposits |
| ເງິນຝາກປະຢັດ | 20.82 | (56.83) | 244.26 | (15.32) | 20.47 | 35.30 | Saving deposits |
| ເງິນຝາກປະຈຳ | 17.16 | (46.48) | 305.56 | (7.07) | 17.77 | 40.45 | Term deposits |
| ເງິນຝາກເປັນເງິນຕາຕ່າງປະເທດ | 14.55 | 19.04 | 58.53 | 23.32 | 14.98 | 31.34 | Foreign currency deposits |
| ເງິນຝາກກະແສລາຍວັນ | 24.97 | (10.26) | 58.53 | 19.45 | 22.08 | 26.49 | Currency deposits |
| ເງິນຝາກປະຢັດ | (1.74) | 5.07 | 49.03 | (18.03) | 27.11 | 10.49 | Saving deposits |
| ເງິນຝາກປະຈຳ | 44.45 | 49.79 | 29.81 | 8.70 | 0.79 | 39.16 | Term deposits |
| ທະນາຄານສາຂາຕ່າງປະເທດ+ທະນາຄານໃນເຄືອຂ່າຍ | (4.81) | 159.56 | (77.17) | 23.32 | (84.79) | 635.44 | Foreign branches+ Affiliated banks |
| ເງິນຝາກເປັນເງິນກີບ | (5.25) | 47.74 | (78.17) | 17.30 | 5.61 | 22.22 | Currency deposits in Kip |
| ເງິນຝາກກະແສລາຍວັນ | (16.17) | 17.12 | (30.08) | (19.45) | 35.01 | 17.32 | Currency deposits |
| ເງິນຝາກປະຢັດ | (6.43) | 171.32 | (72.26) | 9.80 | (8.15) | 10.49 | Saving deposits |
| ເງິນຝາກປະຈຳ | 0.29 | 23.05 | (92.04) | 102.80 | (2.14) | 39.16 | Term deposits |
| ເງິນຝາກເປັນເງິນຕາຕ່າງປະເທດ | (4.74) | 181.87 | (77.07) | 23.92 | (4.79) | 15.80 | Foreign currency deposits |
| ເງິນຝາກກະແສລາຍວັນ | 2.51 | 166.44 | (70.78) | 47.30 | (18.69) | 43.15 | Currency deposits |
| ເງິນຝາກປະຢັດ | (11.38) | 125.26 | (69.82) | 6.91 | 0.02 | 2.79 | Saving deposits |
| ເງິນຝາກປະຈຳ | 4.74 | 304.80 | (89.27) | 26.12 | 16.25 | (1.83) | Term deposits |
| ລວມທັງໝົດ | 1.30 | 22.25 | (5.40) | 1.10 | 0.23 | 30.60 | Total |

ແຫຼ່ງຂໍ້ມູນ: ທະນາຄານແຫ່ງ ສປປ ລາວ.

Source: Bank of the Lao PDR

ຕາຕະລາງ 6: ຍອດເງິນກູ້ຂອງທະນາຄານທຸລະກິດ

TABLE 6: LOANS OF COMMERCIAL BANKS

| ລາຍການ | Q4/2008 | Q4/2009 | Q2/2010 | Q3/2010 | Q4/2010 | ITEMS |
|---|-----------------|-----------------|------------------|------------------|------------------|---|
| ທະນາຄານທຸລະກິດລັດ + ທະນາຄານສະເພາະກິດ | | | | | | State-owned commercial banks + Specialized banks |
| ຍອດເງິນກູ້ (ຕື້ກີບ) | 3,574.34 | 5,561.45 | 6,368.72 | 6,872.67 | 7,719.47 | Loans of commercial banks (in bill. of Kip) |
| ອັດຕາສ່ວນ (%) | 69.28 | 62.98 | 63.65 | 62.10 | 60.46 | Loans of commercial banks to the total loans (%) |
| ອັດຕາການຂະຫຍາຍຕົວຂອງເງິນກູ້ (%) | 6.91 | 12.52 | 6.43 | 7.91 | 12.32 | Growth rate of commercial banks' loans (%) |
| ທະນາຄານຮ່ວມທຶນ | | | | | | Joint venture banks |
| ຍອດເງິນກູ້ (ຕື້ກີບ) | 724.93 | 686.21 | 802.29 | 895.40 | 946.09 | Loans of commercial banks (in bill. of Kip) |
| ອັດຕາສ່ວນ (%) | 14.05 | 7.77 | 8.02 | 8.09 | 7.41 | Loans of commercial banks to the total loans (%) |
| ອັດຕາການຂະຫຍາຍຕົວຂອງເງິນກູ້ (%) | 24.79 | 17.73 | 4.64 | 11.61 | 5.66 | Growth rate of commercial banks' loans (%) |
| ທະນາຄານເອກະຊົນ | | | | | | Private banks |
| ຍອດເງິນກູ້ (ຕື້ກີບ) | - | 831.05 | 1,513.69 | 1,998.51 | 2,583.62 | Loans of commercial banks (in bill. of Kip) |
| ອັດຕາສ່ວນ (%) | - | 9.41 | 15.13 | 18.06 | 20.23 | Loans of commercial banks to the total assets (%) |
| ອັດຕາການຂະຫຍາຍຕົວຂອງຊັບສິນ (%) | - | 108.22 | (1.88) | 32.03 | 29.28 | Growth rate of commercial banks assets (%) |
| ທະນາຄານສາຂາຕ່າງປະເທດ | | | | | | Foreign branches |
| ຍອດເງິນກູ້ (ຕື້ກີບ) | 860.23 | 1,299.31 | 1,320.39 | 1,299.75 | 1,519.48 | Loans of commercial banks (in bill. of Kip) |
| ອັດຕາສ່ວນ (%) | 16.67 | 14.71 | 13.20 | 11.75 | 11.90 | Loans of commercial banks to the total loans (%) |
| ອັດຕາການຂະຫຍາຍຕົວຂອງເງິນກູ້ (%) | 38.34 | 7.34 | 2.29 | (1.56) | 16.91 | Growth rate of commercial banks' loans (%) |
| ລວມທັງໝົດ | | | | | | TOTAL: |
| ຍອດເງິນກູ້ (ຕື້ກີບ) | 5,159.50 | 8,830.99 | 10,005.09 | 11,066.33 | 12,768.66 | Loans of commercial banks (in bill. of Kip) |
| ອັດຕາສ່ວນ (%) | 100.00 | 100.00 | 100.00 | 100.00 | 100.00 | Loans of commercial banks to the total loans (%) |
| ອັດຕາການຂະຫຍາຍຕົວຂອງເງິນກູ້ (%) | 13.49 | 18.31 | 4.39 | 10.61 | 15.38 | Growth rate of commercial banks' loans (%) |

ແຫຼ່ງຂໍ້ມູນ: ທະນາຄານແຫ່ງ ສປປ ລາວ

Source: Bank of the Lao PDR

ຕາຕະລາງ 6.1: ປະເພດເງິນຊື້ຂອງທະນາຄານທຸລະກິດ

TABLE 6.1: TYPE OF LOANS OF COMMERCIAL BANK

(ຕັ້ງຄ່າ: in billions of Kip)

ກົມນະໂຍບາຍເງິນຕາ

Monetary Policy Department

| | P | | P | | P | | P | | P | | | | |
|---|-----------------|---------------|-----------------|---------------|-----------------|---------------|------------------|---------------|------------------|---------------|---|---------------|--|
| | Q4/2008 | Q4/2009 | Q1/2010 | Q2/2010 | Q3/2010 | Q4/2010 | | | | | | | |
| ລາຍການ | Share(%) | Share(%) | Share(%) | Share(%) | Share(%) | Share(%) | Share(%) | Share(%) | Share(%) | Share(%) | ITEMS | | |
| ທະນາຄານທຸລະກິດລັດ + ທະນາຄານສະເພາະກິດ | | | | | | | | | | | State-owned commercial banks + Specialized banks | | |
| ສິນເຊື້ອໃຫ້ລັດວິສາຫະກິດ | 233.16 | 4.52 | 2.66 | 0.03 | 182.41 | 1.90 | 181.75 | 1.82 | 175.59 | 1.59 | 208.15 | 1.63 | Claims on SOE. |
| ສິນເຊື້ອໃຫ້ພາກສ່ວນເອກະຊົນ | 3,341.18 | 64.76 | 5,372.18 | 62.15 | 5,801.68 | 60.53 | 6,178.89 | 61.76 | 6,697.08 | 60.52 | 7,511.32 | 58.83 | Claims on private sector |
| ລວມຂອງກຸ່ມ | 3,574.34 | 69.28 | 5,374.84 | 62.18 | 5,984.09 | 62.44 | 6,360.64 | 63.57 | 6,872.67 | 62.10 | 7,719.47 | 60.46 | Sub-Total |
| ທະນາຄານຮ່ວມທຶນ + ທະນາຄານເອກະຊົນ | | | | | | | | | | | | | Joint venture banks+Private bank |
| ສິນເຊື້ອໃຫ້ລັດວິສາຫະກິດ | 91.80 | 1.78 | 416.70 | 4.82 | 87.31 | 0.91 | 91.92 | 0.92 | 99.20 | 0.90 | 104.62 | 0.82 | Claims on SOE. |
| ສິນເຊື້ອໃຫ້ພາກສ່ວນເອກະຊົນ | 633.13 | 12.27 | 1,168.81 | 13.52 | 2,222.15 | 23.19 | 2,252.14 | 22.51 | 2,794.86 | 25.26 | 3,230.99 | 25.30 | Claims on private sector |
| ລວມຂອງກຸ່ມ | 724.93 | 14.05 | 1,585.51 | 18.34 | 2,309.46 | 24.10 | 2,344.06 | 23.43 | 2,894.06 | 26.15 | 3,335.61 | 26.12 | Sub-Total |
| ທະນາຄານສາຂາຕ່າງປະເທດ+ທະນາຄານໃນເຄືອຂ່າຍ | | | | | | | | | | | | | Foreign branches+Affiliated banks |
| ສິນເຊື້ອໃຫ້ລັດວິສາຫະກິດ | 280.73 | 5.44 | 21.92 | 0.25 | 1.04 | 0.01 | 1.36 | 0.01 | 1.38 | 0.01 | 138.53 | 1.08 | Claims on SOE. |
| ສິນເຊື້ອໃຫ້ພາກສ່ວນເອກະຊົນ | 579.50 | 11.23 | 1,662.11 | 19.23 | 1,289.82 | 13.46 | 1,299.03 | 12.98 | 1,298.22 | 11.73 | 1,575.05 | 12.34 | Claims on private sector |
| ລວມຂອງກຸ່ມ | 860.23 | 16.67 | 1,684.03 | 19.48 | 1,290.86 | 13.47 | 1,300.39 | 13.00 | 1,299.60 | 11.74 | 1,713.58 | 13.42 | Sub-Total |
| ລວມແຕ່ລະປະເພດເງິນຊື້ | | | | | | | | | | | | | TOTAL : |
| ສິນເຊື້ອໃຫ້ລັດວິສາຫະກິດ | 605.69 | 11.74 | 441.28 | 5.10 | 270.76 | 2.83 | 275.03 | 2.75 | 276.17 | 2.50 | 451.30 | 3.53 | Claims on SOE. |
| ສິນເຊື້ອໃຫ້ພາກສ່ວນເອກະຊົນ | 4,553.81 | 88.26 | 8,203.10 | 94.90 | 9,313.65 | 97.17 | 9,730.06 | 97.25 | 10,790.16 | 97.50 | 12,317.36 | 96.47 | Claims on private sector |
| ລວມທັງໝົດ | 5,159.50 | 100.00 | 8,644.38 | 100.00 | 9,584.41 | 100.00 | 10,005.09 | 100.00 | 11,066.33 | 100.00 | 12,768.66 | 100.00 | TOTAL: |

ແຫຼ່ງຂໍ້ມູນ: ທະນາຄານແຫ່ງ ສປປ ລາວ

Source: Bank of the Lao PDR

ຕາຕະລາງ 6.2: ອັດຕາການຂະຫຍາຍຕົວຂອງເງິນກູ້ຂອງທະນາຄານທຸລະກິດ

TABLE 6.2: GROWTH RATE OF COMMERCIAL BANKS' LOANS

(Compared with the previod Quarter)

ກົມນະໂຍບາຍເງິນຕາ

P P P P P

Monetary Policy Department

| ລາຍການ | Q4/2008 | Q4/2009 | Q1/2010 | Q2/2010 | Q3/2010 | Q4/2010 | ITEMS |
|---|--------------|--------------|----------------|-------------|---------------|--------------|--|
| ທະນາຄານທຸລະກິດລັດ + ທະນາຄານສະເພາະກິດ | | | | | | | State-owned commercial banks + Specialized banks |
| ສິນເຊື້ອໃຫ້ລັດວິສາຫະກິດ | 27.68 | (98.66) | 6,757.52 | (0.36) | (3.39) | 18.54 | Claims on SOE. |
| ສິນເຊື້ອໃຫ້ພາກສ່ວນເອກະຊົນ | 5.71 | 13.27 | 7.99 | 6.50 | 8.39 | 12.16 | Claims on private sector |
| ລວມຂອງກຸ່ມ | 6.91 | 8.78 | 11.34 | 6.29 | 8.05 | 12.32 | Sub-Total |
| ທະນາຄານຮ່ວມທຶນ + ທະນາຄານເອກະຊົນ | | | | | | | Joint venture banks+Private bank |
| ສິນເຊື້ອໃຫ້ລັດວິສາຫະກິດ | 122.44 | 588.08 | (79.05) | 5.28 | 7.92 | 5.46 | Claims on SOE. |
| ສິນເຊື້ອໃຫ້ພາກສ່ວນເອກະຊົນ | 17.33 | 26.85 | 90.12 | 1.35 | 24.10 | 15.60 | Claims on private sector |
| ລວມຂອງກຸ່ມ | 24.79 | 61.46 | 45.66 | 1.50 | 23.46 | 15.26 | Sub-Total |
| ທະນາຄານສາຂາຕ່າງປະເທດ+ ທະນາຄານໃນເຄືອຂ່າຍ | | | | | | | Foreign branches+Affiliated banks |
| ສິນເຊື້ອໃຫ້ລັດວິສາຫະກິດ | 17.07 | 179.59 | (95.26) | 30.77 | 1.47 | 9,938 | Claims on SOE. |
| ສິນເຊື້ອໃຫ້ພາກສ່ວນເອກະຊົນ | 51.69 | 8.38 | (22.40) | 0.71 | (0.06) | 21.32 | Claims on private sector |
| ລວມຂອງກຸ່ມ | 38.34 | 9.25 | (23.35) | 0.74 | (0.06) | 31.85 | Sub-Total |
| ລວມແຕ່ລະປະເພດເງິນກູ້ | | | | | | | TOTAL : |
| ສິນເຊື້ອໃຫ້ລັດວິສາຫະກິດ | 30.63 | 65.37 | (38.64) | 1.58 | 0.41 | 63.41 | Claims on SOE. |
| ສິນເຊື້ອໃຫ້ພາກສ່ວນເອກະຊົນ | 11.55 | 13.97 | 13.54 | 4.47 | 10.90 | 14.15 | Claims on private sector |
| ລວມທັງໝົດ | 13.49 | 15.81 | 10.87 | 4.39 | 10.61 | 15.38 | TOTAL |

ແຫຼ່ງຂໍ້ມູນ: ທະນາຄານແຫ່ງ ສປປ ລາວ

Source: Bank of the Lao PDR

ຕາຕະລາງ 7: ດັດຊະນີລາຄາການຊົມໃຊ້ຂອງຄົວເຮືອນແບ່ງຕາມໝວດສິນຄ້າ

Table 7: Consumer Price Index By Group Of Commodities

ກົມນະໂຍບາຍເງິນຕາ

Monetary Policy Department

| Column1 | ລາຍການ | Weight | Q4/2008 | Q4/2009 | Q2/2010 | Q3/2010 | Q4/2010 | ITEMS2 |
|--|---------------------------------|--------|---------|---------|---------|---------|---------|-------------------------------------|
| 1 | ດັດຊະນີລາຄາການຊົມໃຊ້ຂອງຄົວເຮືອນ | 100.00 | 116.14 | 118.17 | 121.67 | 126.57 | 126.17 | Consumer price index |
| 2 | ໝວດສະບຽງອາຫານ | 40.88 | 129.45 | 131.17 | 136.56 | 148.17 | 145.60 | Food stuffs |
| 3 | ໝວດເຫຼົ້າ ແລະຢາສູບ | 4.18 | 119.06 | 122.59 | 128.54 | 131.15 | 132.30 | Alcoholic beverages and tobacco |
| 4 | ໝວດເຄື່ອງນຸ່ງຫົ່ມ ແລະເກີບ | 3.583 | 108.08 | 112.36 | 113.34 | 113.11 | 113.78 | Clothing and Foot wear |
| 5 | ໝວດທີ່ຢູ່ອາໄສ | 3.36 | 120.07 | 123.59 | 124.72 | 124.95 | 125.52 | Housing |
| 6 | ໝວດເຄື່ອງໃຊ້ໃນເຮືອນ | 5.975 | 107.82 | 110.75 | 111.05 | 111.21 | 111.30 | House hold goods |
| 7 | ໝວດຢາປິວພະຍາດ | 2.53 | 108.06 | 109.69 | 110.18 | 112.06 | 112.81 | Medical care |
| 8 | ໝວດຄົມມະນາຄົມ-ຂົນສົ່ງ | 25.79 | 96.79 | 97.01 | 99.71 | 98.77 | 100.02 | Transport and communications |
| 9 | ໝວດການພັກຜ່ອນ,ການສຶກສາ,ການພິມ | 5.11 | 107.76 | 107.00 | 106.80 | 106.92 | 107.83 | Recreation , Education and printing |
| 10 | ໝວດຮ້ານອາຫານ | 4.22 | 132.05 | 137.09 | 138.07 | 138.22 | 138.30 | Restaurants |
| 11 | ໝວດເຄື່ອງຮັບໃຊ້ສ່ວນຕົວ | 4.39 | 117.02 | 127.56 | 134.15 | 137.48 | 141.33 | Personal care and effects |
| ເບີເຊັນການປຸງແປງທຸກໆໄຕມາດຜ່ານມາ * | | | | | | | | |
| 1 | ດັດຊະນີລາຄາການຊົມໃຊ້ຂອງຄົວເຮືອນ | | -1.64 | 0.22 | 0.57 | 1.37 | -0.52 | Consumer price index |
| 2 | ໝວດສະບຽງອາຫານ | | -1.65 | -0.07 | 1.27 | 2.52 | -1.67 | Food stuffs |
| 3 | ໝວດເຫຼົ້າ ແລະຢາສູບ | | 0.01 | 0.16 | 0.3 | 0.96 | 0.02 | Alcoholic beverages and tobacco |
| 4 | ໝວດເຄື່ອງນຸ່ງຫົ່ມ ແລະເກີບ | | 0.21 | 0.32 | 0.09 | -0.04 | 0.30 | Clothing and Foot wear |
| 5 | ໝວດທີ່ຢູ່ອາໄສ | | 0.32 | 0.11 | 0.25 | 0.04 | 0.23 | Housing |
| 6 | ໝວດເຄື່ອງໃຊ້ໃນເຮືອນ | | 0.30 | 0.27 | 0.08 | 0.00 | 0.04 | House hold goods |
| 7 | ໝວດຢາປິວພະຍາດ | | 0.00 | 0.00 | 0.12 | 0.71 | 0.00 | Medical care |
| 8 | ໝວດຄົມມະນາຄົມ-ຂົນສົ່ງ | | -4.05 | 0.40 | -0.29 | 0.04 | 0.91 | Transport and communications |
| 9 | ໝວດການພັກຜ່ອນ,ການສຶກສາ,ການພິມ | | 0.00 | -0.03 | 0.00 | 0.04 | 0.41 | Recreation , Education and printing |
| 10 | ໝວດຮ້ານອາຫານ | | 0.02 | 0.24 | 0.02 | 0.05 | 0.00 | Restaurants |
| 11 | ໝວດເຄື່ອງຮັບໃຊ້ສ່ວນຕົວ | | -0.90 | 2.54 | 0.44 | 0.84 | 1.05 | Personal care and effects |
| ເບີເຊັນການປຸງແປງທຸກໆໄຕມາດດຽວກັນຂອງປີກ່ອນ* | | | | | | | | |
| 1 | ດັດຊະນີລາຄາການຊົມໃຊ້ຂອງຄົວເຮືອນ | | 4.75 | 1.77 | 1.85 | 7.65 | 6.78 | Consumer price index |
| 2 | ໝວດສະບຽງອາຫານ | | 9.87 | 1.34 | 5.14 | 13.08 | 11.01 | Food stuffs |
| 3 | ໝວດເຫຼົ້າ ແລະຢາສູບ | | 4.59 | 2.97 | 5.59 | 7.13 | 7.92 | Alcoholic beverages and tobacco |
| 4 | ໝວດເຄື່ອງນຸ່ງຫົ່ມ ແລະເກີບ | | 3.18 | 3.96 | 2.96 | 1.59 | 1.26 | Clothing and Foot wear |
| 5 | ໝວດທີ່ຢູ່ອາໄສ | | 12.41 | 2.94 | 2.70 | 1.40 | 1.56 | Housing |
| 6 | ໝວດເຄື່ອງໃຊ້ໃນເຮືອນ | | 3.33 | 2.73 | 2.00 | 1.23 | 0.49 | House hold goods |
| 7 | ໝວດຢາປິວພະຍາດ | | 3.93 | 1.51 | 1.94 | 2.15 | 2.84 | Medical care |
| 8 | ໝວດຄົມມະນາຄົມ-ຂົນສົ່ງ | | -6.11 | 0.42 | 6.18 | 2.45 | 3.10 | Transport and communications |
| 9 | ໝວດການພັກຜ່ອນ,ການສຶກສາ,ການພິມ | | 2.30 | -0.71 | -0.45 | -0.14 | 0.77 | Recreation , Education and printing |
| 10 | ໝວດຮ້ານອາຫານ | | 16.19 | 3.82 | 2.44 | 1.54 | 0.88 | Restaurants |
| 11 | ໝວດເຄື່ອງຮັບໃຊ້ສ່ວນຕົວ | | 3.23 | 9.05 | 11.42 | 12.50 | 10.79 | Personal care and effects |

ຕາຕະລາງ 8: ດັດຊະນີລາຄາການຊົມໃຊ້ຂອງຄົວເຮືອນແບ່ງຕາມພາກ

TABLE 8: CONSUMER PRICE INDEX BY REGIONS

| Column1 | ລາຍການ | Weight | Q4/2008 | Q4/2009 | Q2/2010 | Q3/2010 | Q4/2010 | ITEMS2 |
|---|-----------|--------|---------|---------|---------|---------|---------|------------------|
| 1 | ທົ່ວປະເທດ | 100.00 | 116.14 | 118.17 | 121.34 | 126.57 | 126.17 | Country |
| 2 | ພາກເໜືອ | 21.72 | 117.93 | 120.21 | 122.82 | 126.92 | 126.32 | Northern regions |
| 3 | ພາກກາງ | 62.51 | 114.24 | 115.79 | 119.50 | 124.00 | 123.83 | Central regions |
| 4 | ພາກໃຕ້ | 15.79 | 120.94 | 124.46 | 128.39 | 135.85 | 134.87 | Southern regions |
| ເບີເຊັນການປຸງແປງທຸກໆໄຕມາດດຽວກັນຂອງປີກ່ອນ | | | | | | | | |
| % change from the same quarter of last year | | | | | | | | |
| 1 | ທົ່ວປະເທດ | | 4.75 | 1.77 | 4.85 | 7.65 | 6.78 | Country |
| 2 | ພາກເໜືອ | | 5.28 | 1.95 | 3.34 | 5.40 | 5.07 | Northern regions |
| 3 | ພາກກາງ | | 4.59 | 1.39 | 5.25 | 8.03 | 6.95 | Central regions |
| 4 | ພາກໃຕ້ | | 4.64 | 2.92 | 5.41 | 9.20 | 8.36 | Southern regions |

*ການສະເລ່ຍຕົວເລກເງິນເຟີ້ຂອງເດືອນໃນ.

* The average of monthly inflation rate in the Quarter

ແຫຼ່ງຂໍ້ມູນ: ກົມສະຖິຕິ, ກະຊວງແຜນການ ແລະການລົງທຶນ

Source: Statistics Department, Ministry of Planing and Investment

ຕາຕະລາງ 9: ດັດຊະນີລາຄາການຊົມໃຊ້ຂອງຄົວເຮືອນ

TABLE 9: CONSUMER PRICE INDEX

ກົມນະໂຍບາຍເງິນຕາ

Monetary Policy Department

| ລາຍການ | 2004 | 2005 | 2006 | 2007 | 2008 | 2009 | 2010 |
|---------------|---------------|---------------|---------------|---------------|---------------|---------------|---------------|
| ມັງກອນ | 155.57 | 168.10 | 99.70 | 105.18 | 111.58 | 114.29 | 119.09 |
| ກຸມພາ | 157.61 | 168.71 | 100.47 | 105.42 | 112.20 | 114.04 | 119.41 |
| ມີນາ | 159.78 | 170.13 | 100.98 | 105.66 | 113.82 | 114.58 | 120.18 |
| ເມສາ | 162.61 | 173.03 | 102.82 | 106.48 | 115.72 | 115.50 | 121.09 |
| ພຶດສະພາ | 164.73 | 174.38 | 103.42 | 106.96 | 118.00 | 116.13 | 121.67 |
| ມິຖຸນາ | 166.45 | 175.51 | 104.07 | 107.70 | 118.69 | 116.50 | 122.26 |
| ກໍລະກົດ | 168.21 | 177.22 | 104.74 | 108.45 | 119.25 | 117.45 | 125.46 |
| ສິງຫາ | 169.50 | 180.61 | 105.95 | 109.74 | 120.24 | 117.52 | 126.90 |
| ກັນຍາ | 170.15 | 183.18 | 106.01 | 110.50 | 119.87 | 117.76 | 127.34 |
| ຕຸລາ | 168.71 | 184.64 | 105.04 | 110.91 | 118.16 | 118.03 | 127.32 |
| ພະຈິກ | 167.93 | 182.63 | 104.60 | 111.14 | 116.19 | 117.94 | 125.84 |
| ທັນວາ | 167.56 | 182.28 | 104.73 | 110.56 | 114.06 | 118.53 | 125.36 |
| ສະເລ່ຍ | 164.90 | 176.70 | 103.54 | 108.23 | 116.48 | 116.52 | 123.49 |

ແຫຼ່ງຂໍ້ມູນ: ກົມສະຖິຕິ, ກະຊວງແຜນການ ແລະການລົງທຶນ

Source: Statistics Department, Ministry of Planning and Investment

ຕາຕະລາງ 10: ອັດຕາເງິນເຟີ້ທ້າຍໄລຍະ (ຮອບ 12 ເດືອນ)

TABLE 10: INFLATION RATE (year on year)

ກົມນະໂຍບາຍເງິນຕາ

Monetary Policy Department

| ລາຍການ | 2004 | 2005 | 2006 | 2007 | 2008 | 2009 | 2010 |
|---------------|--------------|-------------|-------------|-------------|-------------|-------------|-------------|
| ມັງກອນ | 12.57 | 8.05 | 8.11 | 5.50 | 6.09 | 2.43 | 4.20 |
| ກຸມພາ | 12.91 | 7.04 | 8.55 | 4.92 | 6.43 | 1.64 | 4.71 |
| ມີນາ | 11.95 | 6.48 | 8.19 | 4.64 | 7.73 | 0.67 | 4.89 |
| ເມສາ | 11.94 | 6.41 | 8.32 | 3.56 | 8.68 | (0.19) | 4.84 |
| ພຶດສະພາ | 12.32 | 5.86 | 7.99 | 3.43 | 10.32 | (1.59) | 4.77 |
| ມິຖຸນາ | 12.61 | 5.45 | 8.08 | 3.49 | 10.20 | (1.84) | 4.94 |
| ກໍລະກົດ | 12.13 | 5.35 | 7.74 | 3.53 | 9.96 | (1.51) | 6.82 |
| ສິງຫາ | 9.21 | 6.55 | 6.92 | 3.58 | 9.57 | (2.26) | 7.98 |
| ກັນຍາ | 7.38 | 7.66 | 5.49 | 4.25 | 8.49 | (1.76) | 8.14 |
| ຕຸລາ | 6.77 | 9.44 | 3.70 | 5.59 | 6.53 | (0.11) | 7.87 |
| ພະຈິກ | 8.13 | 8.75 | 4.40 | 6.13 | 4.55 | 1.50 | 6.70 |
| ທັນວາ | 8.65 | 8.78 | 4.73 | 5.57 | 3.17 | 3.92 | 5.76 |
| ສະເລ່ຍ | 10.55 | 7.15 | 6.85 | 4.51 | 7.64 | 0.08 | 5.97 |

ແຫຼ່ງຂໍ້ມູນ: ກົມສະຖິຕິ, ກະຊວງແຜນການ ແລະການລົງທຶນ

Source: Statistics Department, Ministry of Planning and Investment

ຕາຕະລາງ 11: ອັດຕາແລກປ່ຽນທະນາຄານ ແລະຕະຫຼາດ

TABLE 11: Official and Parallel Exchange Rates

| (Items) | Kip/USD | | | | Kip/Baht | | | |
|-----------------|-----------------------|---------------|-----------------------|--------------|-----------------------|---------------|-----------------------|--------------|
| | ອັດຕາແລກປ່ຽນຕະຫຼາດ | | ອັດຕາແລກປ່ຽນ ທທກ | | ອັດຕາແລກປ່ຽນຕະຫຼາດ | | ອັດຕາແລກປ່ຽນ ທທກ | |
| | Parallel Market Rates | | Commercial Bank Rates | | Parallel Market Rates | | Commercial Bank Rates | |
| ໄຕມາດ (Quarter) | ຊື້ (Buying) | ຂາຍ (Selling) | ຊື້(Buying) | ຂາຍ(Selling) | ຊື້ (Buying) | ຂາຍ (Selling) | ຊື້(Buying) | ຂາຍ(Selling) |
| Q1-04 | 10,412.33 | 10,514.33 | 10,401.33 | 10,456.67 | 267.65 | 269.02 | 266.34 | 267.81 |
| Q2-04 | 10,600.33 | 10,691.00 | 10,526.33 | 10,586.67 | 266.70 | 267.91 | 265.60 | 266.85 |
| Q3-04 | 10,875.67 | 10,958.00 | 10,772.67 | 10,845.67 | 266.08 | 267.32 | 264.44 | 265.55 |
| Q4-04 | 10,631.67 | 10,717.67 | 10,618.00 | 10,688.33 | 265.35 | 266.51 | 264.76 | 266.11 |
| Q1-05 | 10,315.33 | 10,392.33 | 10,309.00 | 10,373.33 | 268.10 | 269.96 | 266.75 | 268.64 |
| Q2-05 | 10,561.67 | 10,653.00 | 10,537.33 | 10,615.33 | 266.98 | 268.84 | 264.92 | 266.68 |
| Q3-05 | 10,882.41 | 10,970.36 | 10,838.53 | 10,905.17 | 265.61 | 267.26 | 264.07 | 266.21 |
| Q4-05 | 10,833.80 | 10,906.73 | 10,792.22 | 10,862.55 | 265.82 | 267.33 | 264.68 | 266.67 |
| Q1-06 | 10,481.49 | 10,558.85 | 10,444.17 | 10,542.93 | 266.98 | 268.55 | 265.73 | 268.52 |
| Q2-06 | 10,125.82 | 10,192.82 | 10,078.85 | 10,175.26 | 267.07 | 268.73 | 265.56 | 268.11 |
| Q3-06 | 10,072.12 | 10,159.84 | 10,021.94 | 10,104.76 | 268.94 | 270.35 | 267.61 | 270.05 |
| Q4-06 | 9,847.54 | 9,930.28 | 9,833.19 | 9,905.12 | 269.83 | 271.55 | 268.74 | 271.84 |
| Q1-07 | 9,656.42 | 9,733.99 | 9,649.33 | 9,720.53 | 272.75 | 274.28 | 271.52 | 274.10 |
| Q2-07 | 9,585.25 | 9,635.10 | 9,582.75 | 9,632.71 | 276.87 | 278.36 | 275.77 | 277.88 |
| Q3-07 | 9,580.93 | 9,629.39 | 9,567.44 | 9,609.89 | 282.55 | 284.04 | 281.02 | 282.48 |
| Q4-07 | 9,524.67 | 9,564.85 | 9,503.60 | 9,532.64 | 281.68 | 282.92 | 281.29 | 282.18 |
| Q1-08 | 9,157.62 | 9,207.68 | 9,137.31 | 9,166.51 | 280.60 | 281.93 | 279.54 | 280.73 |
| Q2-08 | 8,710.03 | 8,754.44 | 8,707.72 | 8,753.59 | 271.75 | 273.07 | 270.85 | 271.95 |
| Q3-08 | 8,625.33 | 8,666.83 | 8,619.86 | 8,654.30 | 255.61 | 256.94 | 254.95 | 256.01 |
| Q4-08 | 8,531.10 | 8,581.03 | 8,529.98 | 8,568.19 | 245.76 | 247.09 | 245.59 | 246.73 |
| Q1-09 | 8,510.47 | 8,558.25 | 8,505.79 | 8,537.43 | 241.52 | 242.96 | 241.53 | 242.56 |
| Q2-09 | 8,528.89 | 8,567.59 | 8,525.19 | 8,558.79 | 245.92 | 247.18 | 245.69 | 246.81 |
| Q3-09 | 8,503.79 | 8,535.53 | 8,499.46 | 8,527.26 | 251.01 | 251.98 | 250.45 | 251.54 |
| Q4-09 | 8,472.57 | 8,502.57 | 8,473.08 | 8,499.56 | 255.52 | 256.61 | 255.26 | 256.47 |
| Q1-10 | 8,469.11 | 8,502.07 | 8,468.21 | 8,494.92 | 257.27 | 258.48 | 256.79 | 258.02 |
| Q2-10 | 8,289.65 | 8,333.21 | 8,286.35 | 8,315.83 | 256.40 | 257.64 | 255.94 | 257.13 |
| Q3-10 | 8,198.34 | 8,236.96 | 8,195.89 | 8,228.52 | 258.63 | 259.79 | 258.36 | 259.58 |
| Q4-10 | 8,035.79 | 8,072.79 | 8,035.66 | 8,070.21 | 268.00 | 269.40 | 267.86 | 268.90 |

ແຫຼ່ງຂໍ້ມູນ: ທະນາຄານແຫ່ງ ສປປ ລາວ

Source: Bank of the Lao PDR

ຕາຕະລາງ 12: ອັດຕາດອກເບ້ຍສະເລ່ຍຂອງທະນາຄານທຸລະກິດ

TABLE 12: AVERAGE INTEREST RATES OF COMMERCIAL BANKS

ກົມນະໂຍບາຍເງິນຕາ

Monetary Policy Department

| | Q4/2008 | Q4/2009 | Q1/2010 | Q2/2010 | Q3/2010 | Q4/2010 | |
|-------------------------------|---------|---------|---------|---------|---------|---------|-----------------------------|
| 1. ອັດຕາດອກເບ້ຍເງິນຝາກ | | | | | | | 1. DEPOSITS RATE |
| ບັນຊີເງິນກີບ | | | | | | | Kip account |
| ເງິນຝາກປະຢັດ | 3.52 | 3.54 | 3.52 | 3.51 | 3.36 | 3.28 | Savings |
| ເງິນຝາກປະຈຳ | | | | | | | Time: |
| 3 ເດືອນ | 6.00 | 5.66 | 5.66 | 5.66 | 5.50 | 5.42 | 3 months |
| 6 ເດືອນ | 7.94 | 7.43 | 7.43 | 7.56 | 7.33 | 7.18 | 6 months |
| 12 ເດືອນ | 10.00 | 9.22 | 9.16 | 9.31 | 9.08 | 8.91 | 12 months |
| ເກີນ 12 ເດືອນ | 10.00 | 10.90 | 11.00 | 10.77 | 10.59 | 10.32 | Over 12 months |
| 24 ເດືອນ | 12.81 | 12.33 | 12.11 | 11.97 | 12.09 | 11.91 | 24 months |
| ບັນຊີເງິນບາດ | | | | | | | Baht account |
| ເງິນຝາກປະຢັດ | 0.75 | 0.99 | 0.98 | 1.00 | 1.02 | 1.00 | Savings |
| ເງິນຝາກປະຈຳ | | | | | | | Time: |
| 3 ເດືອນ | 1.21 | 1.69 | 1.75 | 1.81 | 1.86 | 1.87 | 3 months |
| 6 ເດືອນ | 1.76 | 2.44 | 2.48 | 2.53 | 2.52 | 2.55 | 6 months |
| 12 ເດືອນ | 2.15 | 3.14 | 3.15 | 3.19 | 3.25 | 3.33 | 12 months |
| ເກີນ 12 ເດືອນ | 2.85 | 3.41 | 3.41 | 3.41 | 3.67 | 3.66 | Over 12 months |
| 24 ເດືອນ | 3.50 | 5.00 | 5.00 | 4.98 | 5.18 | 5.25 | 24 months |
| ບັນຊີເງິນໂດລາ ສຫລ. | | | | | | | U.S. dollar account |
| ເງິນຝາກປະຢັດ | 0.91 | 1.19 | 1.19 | 1.19 | 1.25 | 1.22 | Savings |
| ເງິນຝາກປະຈຳ | | | | | | | Time: |
| 3 ເດືອນ | 1.43 | 1.94 | 1.93 | 1.91 | 2.05 | 2.03 | 3 months |
| 6 ເດືອນ | 2.13 | 2.59 | 2.56 | 2.55 | 2.58 | 2.53 | 6 months |
| 12 ເດືອນ | 2.58 | 3.21 | 3.16 | 3.14 | 3.21 | 3.14 | 12 months |
| ເກີນ 12 ເດືອນ | 2.85 | 3.24 | 3.24 | 3.24 | 3.77 | 3.64 | Over 12 months |
| 24 ເດືອນ | 4.01 | 4.69 | 4.68 | 4.69 | 4.82 | 4.77 | 24 months |
| 2. ອັດຕາດອກເບ້ຍເງິນກູ້ | | | | | | | 2. Lending rates |
| ບັນຊີເງິນກີບ | | | | | | | Kip accounts |
| * ໄລຍະສັ້ນ (1 ປີ) | 17.82 | 14.36 | 14.36 | 14.43 | 14.95 | 14.21 | * Short - term (1 year) |
| * ໄລຍະກາງ (1-3 ປີ) | 19.14 | 14.40 | 14.52 | 14.80 | 14.92 | 14.70 | * Medium - term (1-3 years) |
| * ໄລຍະຍາວ (3-5 ປີ) | 20.69 | 14.81 | 14.98 | 15.37 | 15.56 | 15.39 | * Long - term (3-6 years) |
| ບັນຊີເງິນບາດ | | | | | | | Baht accounts |
| * ໄລຍະສັ້ນ (1 ປີ) | 11.67 | 8.77 | 8.91 | 9.46 | 9.93 | 9.83 | * Short - term (1 year) |
| * ໄລຍະກາງ (1-3 ປີ) | 11.70 | 8.87 | 9.05 | 9.44 | 9.67 | 9.67 | * Medium - term (1-3 years) |
| * ໄລຍະຍາວ (3-5 ປີ) | 12.68 | 9.26 | 9.45 | 10.07 | 10.34 | 10.20 | * Long - term (3-6 years) |
| ບັນຊີເງິນໂດລາ ສຫລ. | | | | | | | U.S. dollar accounts |
| * ໄລຍະສັ້ນ (1 ປີ) | 10.14 | 8.54 | 8.63 | 9.13 | 9.61 | 9.58 | * Short - term (1 year) |
| * ໄລຍະກາງ (1-3 ປີ) | 10.77 | 8.62 | 8.72 | 9.21 | 9.47 | 9.35 | * Medium - term (1-3 years) |
| * ໄລຍະຍາວ (3-5 ປີ) | 11.68 | 8.77 | 8.92 | 9.45 | 10.03 | 10.02 | * Long - term (3-6 years) |
| ເງິນເບີກເກີນບັນຊີ | | | | | | | OVERDRAFT |
| ກີບ | 21.20 | 25.33 | 15.15 | 14.76 | 14.64 | 14.34 | KIP |
| ບາດ | 13.41 | 10.11 | 10.11 | 10.14 | 10.41 | 10.11 | BAHT |
| ໂດລາ ສຫລ. | 11.9 | 9.53 | 9.53 | 9.80 | 10.05 | 9.59 | US.DOLLAR |

ແຫຼ່ງຂໍ້ມູນ: ທະນາຄານແຫ່ງ ສປປ ລາວ

Source: Bank of the Lao PDR

ຕາຕະລາງ 13: ດຸນການຊໍາລະກັບຕ່າງປະເທດ

TABLE 13: BALANCE OF PAYMENTS

(ລ້ານໂດລາສະຫະລັດ: In millions of USD)

| ກົມນະໂຍບາຍເງິນຕາ | P | | | | | | Monetary Policy Department |
|---|---------------|---------------|---------------|---------------|---------------|---------------|---|
| ລາຍການ | Q4/2008 | Q4/2009 | Q1/2010 | Q2/2010 | Q3/2010 | Q4/2010 | ITEMS |
| I. ດຸນບັນຊີຊໍາລະປົກກະຕິ | -41.4 | 29.4 | -38.0 | 32.9 | 33.6 | 47.5 | I. Current account |
| ກ. ດຸນການຄ້າ | -125.9 | -84.2 | -157.2 | -73.8 | -50.0 | -32.5 | a. Trade balance |
| ມູນຄ່າສິນຄ້າອອກທັງໝົດ(fob) | 198.4 | 352.6 | 384.7 | 437.6 | 450.4 | 473.7 | Exports (fob) |
| ມູນຄ່າສິນຄ້າເຂົ້າທັງໝົດ(cif) | -324.3 | -436.7 | -541.8 | -511.4 | -500.6 | -506.2 | Imports (cif) |
| ຂ. ການບໍລິການສຸດທິ | 56.2 | 81.1 | 86.1 | 85.3 | 63.3 | 66.8 | b. Services (net) |
| ຄ. ລາຍຮັບສຸດທິ | -11.3 | -11.0 | -15.4 | -11.9 | -40.0 | -15.8 | c. Factor income (net) |
| ງ. ໂອນເງິນຊ່ວຍເຫຼືອລ້າ | 39.7 | 43.5 | 49.5 | 33.3 | 60.6 | 29.0 | d. Transfers |
| ພາກເອກະຊົນ | 22.2 | 4.2 | 26.9 | 21.2 | 14.8 | 7.1 | Private |
| ພາກລັດຖະບານ | 17.5 | 39.3 | 22.6 | 12.1 | 45.8 | 21.9 | Official |
| ໃນນັ້ນ ເງິນໂອນຊ່ວຍເຫຼືອທາງວິຊາການ | 3.5 | 7.9 | 4.5 | 2.4 | 9.2 | 4.4 | Of which: technical assistance |
| II. ດຸນບັນຊີທຶນ ແລະບັນຊີການເງິນ | 132.0 | 108.6 | 81.7 | 73.5 | 176.8 | 153.1 | II. Capital and Financial Account |
| ກ. ບັນຊີທຶນ | n.a | n.a | n.a | n.a | n.a | n.a | a. Capital Account |
| ຂ. ບັນຊີການເງິນ | 132.0 | 108.6 | 81.7 | 73.5 | 176.8 | 153.1 | b. Financial Account |
| 1. ການລົງທຶນໂດຍກົງ | 64.2 | 72.0 | 34.6 | 66.0 | 91.9 | 86.3 | 1. Direct investment |
| ລົງທຶນຢູ່ຕ່າງປະເທດ | 0.0 | 0.0 | 0.0 | 0.0 | 0.0 | 0.0 | Lao investment abroad |
| ຕ່າງປະເທດມາລົງທຶນຢູ່ ສປປລາວ | 64.2 | 72.0 | 34.6 | 66.0 | 91.9 | 86.3 | Foreign investment in Lao PDR |
| 2. ລົງທຶນໃນຮຸ້ນ | 0.0 | 0.0 | 0.0 | 0.0 | 0.0 | 0.0 | 2. Portfolio investment |
| 3. ການລົງທຶນອື່ນໆ | 67.8 | 36.6 | 47.1 | 7.5 | 84.8 | 13.0 | 3. Other investment |
| ພາກລັດຖະບານ | 26.0 | 41.0 | 24.2 | 24.2 | 22.3 | 43.6 | General Government |
| ທະນາຄານແຫ່ງ ສປປລາວ | -0.6 | -1.0 | -5.6 | -2.4 | 0.9 | 0.6 | Monetary authorities |
| ທະນາຄານທຸລະກິດ | 42.3 | -3.4 | 28.5 | -14.3 | 61.6 | -31.2 | Banks |
| III. ລາຍການຄວາມຄາດເຄື່ອນ | -108.1 | -153.4 | -40.2 | -183.9 | -237.5 | -2.1 | III. Errors and omissions |
| IV. ດຸນການຊໍາລະເງິນລວມ | -17.5 | -15.3 | 3.5 | -77.5 | -27.1 | 198.6 | IV. Overall balance |
| V. ຄັງສຳຮອງຕ່າງປະເທດ | 17.5 | 15.3 | -3.5 | 77.5 | 27.1 | -198.6 | V. Foreign Reserve assets |
| ຄັງສຳຮອງຕ່າງປະເທດ | 636.1 | 632.4 | 635.8 | 558.3 | 531.2 | 729.8 | Official gross reserves |
| ຄັງສຳຮອງຕ່າງປະເທດ ກຸ້ມການນຳເຂົ້າ ຕໍ່ເດືອນ | 5.9 | 4.3 | 3.5 | 3.3 | 3.2 | 4.3 | Official gross reserves (in months of imports, cif) |
| ດຸນບັນຊີປົກກະຕິ (ເປີເຊັນຕໍ່ GDP) | -3.1 | 2.1 | -2.6 | 2.1 | 2.1 | 2.9 | Current account (Percent of GDP) |

ແຫຼ່ງຂໍ້ມູນ: ທະນາຄານແຫ່ງ ສປປລາວ,

Source: Bank of the Lao PDR,

ຕາຕະລາງ 14: ໂຄງປະກອບຂອງສິນຄ້າຂາອອກ

TABLE 14: COMPOSITION OF EXPORTS

(ລ້ານໂດລາສະຫະລັດ: In millions of USD)

ກົມນະໂຍບາຍເງິນຕາ

P

P

P

Monetary Policy Department

| ລາຍການ | Q4/2008 | Q4/2009 | Q1/2010 | Q2/2010 | Q3/2010 | Q4/2010 | ITEMS |
|--------------------------------|--------------|--------------|--------------|--------------|--------------|--------------|------------------------------------|
| ຜະລິດຕະພັນໄມ້ | 11.2 | 7.7 | 8.6 | 11.3 | 9.0 | 8.5 | Wood products |
| ກາເຟ | 2.7 | 6.1 | 7.6 | 9.1 | 4.3 | 5.1 | Coffee |
| ຜະລິດຕະພັນກະສິກຳ/ເຄື່ອງປ່າ | 10.0 | 25.4 | 32.7 | 38.6 | 55.4 | 42.3 | Agricultural/Forest products |
| ຜະລິດຕະພັນອື່ນໆ | 4.7 | 108.5 | 128.1 | 140.9 | 162.7 | 160.0 | Other products |
| ເຄື່ອງນຸ່ງຫົ່ມ | 57.0 | 37.4 | 42.1 | 45.2 | 43.7 | 40.1 | Garments |
| ໄຟຟ້າ | 26.8 | 30.4 | 16.3 | 17.5 | 42.6 | 36.8 | Electricity |
| ບໍ່ແຮ່ | 85.8 | 137.0 | 146.9 | 172.8 | 127.8 | 177.9 | Mining |
| ນ້ຳມັນເຊື້ອໄຟທີ່ຕ່າງປະເທດຊື້ໄປ | 0.2 | 0.0 | 2.3 | 2.4 | 4.8 | 3.0 | Fuel purchases by foreign carriers |
| ລວມສິນຄ້າຂາອອກທັງໝົດ | 198.4 | 352.6 | 384.7 | 437.6 | 450.4 | 473.7 | TOTAL EXPORTS |

ແຫຼ່ງຂໍ້ມູນ: ກົມພາສີ ກະຊວງການເງິນ, ກະຊວງອຸດສາຫະກຳ ແລະການຄ້າ ແລະບໍລິສັດໄຟຟ້າ.

Source: Customs Department Ministry of Finance, Ministry of Industry and Commerce and Electricity Enterprises.

ຕາຕະລາງ 15: ໂຄງປະກອບຂອງສິນຄ້າຂາເຂົ້າ

TABLE 15: Composition of Imports

(ລ້ານໂດລາສະຫະລັດ: In millions of USD)

ກົມນະໂຍບາຍເງິນຕາ

P

P

P

Monetary Policy Department

| ລາຍການ | Q4/2008 | Q4/2009 | Q1/2010 | Q2/2010 | Q3/2010 | Q4/2010 | Items |
|----------------------------------|--------------|--------------|--------------|--------------|--------------|--------------|---------------------------------------|
| ສິນຄ້າເພື່ອການລົງທຶນ | 106.1 | 216.2 | 302.7 | 242.2 | 259.4 | 262.0 | Investment goods |
| ເຄື່ອງຈັກ ແລະພາຫະນະການຜະລິດ | 63.2 | 98.3 | 144.1 | 124.0 | 150.4 | 149.0 | Machinery and equipments |
| ພາຫະນະ (50% ຂອງມູນຄ່າທັງໝົດ) | 9.2 | 27.0 | 37.6 | 31.7 | 30.5 | 35.0 | Vehicles (50% of total) |
| ນໍ້າມັນ (50% ຂອງມູນຄ່າທັງໝົດ) | 23.8 | 46.8 | 61.7 | 61.0 | 55.3 | 58.0 | Fuel (50% of total) |
| ເຄື່ອງກໍ່ສ້າງ / ເຄື່ອງໄຟຟ້າ | 10.0 | 44.2 | | 25.5 | 23.2 | 20.0 | Construction/electrical equipments |
| ສິນຄ້າຊົມໃຊ້ | 162.4 | 144.4 | 157.0 | 155.9 | 175.3 | 182.2 | Consumption goods |
| ວັດຖຸດິບແລະເຄື່ອງຈັກຂະແໜງຕັດຫຍິບ | 43.9 | 16.3 | 15.7 | 16.7 | 14.9 | 13.0 | Materials for garments industry |
| ວັດຖຸມີຄ່າ(ຄຳ ແລະເງິນ) | 5.0 | 46.2 | 50.2 | 78.8 | 41.8 | 39.0 | Gold and silver |
| ໄຟຟ້າ | 6.5 | 13.6 | 16.2 | 17.2 | 8.2 | 9.2 | Electricity |
| ນໍ້າມັນເຊື້ອໄຟທີ່ລາວຊື້ມາ | 0.4 | 0.0 | 0.0 | 0.7 | 0.9 | 0.8 | Fuel purchased abroad by Lao carriers |
| ສິນຄ້າຂາເຂົ້າລວມ (cif) | 324.3 | 436.7 | 541.8 | 511.4 | 500.6 | 506.2 | TOTAL IMPORTS (cif) |
| ສິນຄ້າຂາເຂົ້າ FOB (ຕໍ່ກວ່າ 8%) | 298.4 | 401.8 | 498.5 | 470.5 | 460.5 | 465.7 | Imports fob (less 8%) |

ແຫຼ່ງຂໍ້ມູນ: ກົມພາສີ ກະຊວງການເງິນ, ກະຊວງອຸດສາຫະກຳ ແລະການຄ້າ ແລະບໍລິສັດໄຟຟ້າ.

Source: Customs Department Ministry of Finance, Ministry of Industry and Commerce and Electricity Enterprises.

ກົມນະໂຍບາຍເງິນຕາ

Monetary Policy Department

| ITEMS | ADDRESSES | Established | TELEPHONE | NUMBER | NUMBER | NUMBER | NUMBER |
|---|---|-------------|-----------------------------|-----------|---------------|---------------|------------|
| | | | Numbers | BRANCHES | SERVICE UNITS | MONEY CHANGER | ATM |
| State-owned commercial banks. | | | | | | | |
| 1. Banque pour le Commerce Extérieur Lao | 1 Pangkham Street, Box 2925 Vientiane | 1-Nov-89 | 213200-213201 | 18 | 21 | 11 | 140 |
| 2. Lao Development Bank | 013,Souphannouvong Street, Box 2700, Vientiane | 18-Dec-02 | 213301-04, 213400-6 | 18 | 43 | 19 | 63 |
| 3. Agricultural Promotion Bank | 58, Heng boun street Box 5456, Vientiane | 19-Jun-93 | 212024, Fax: 213957 | 17 | 58 | 1 | 0 |
| Sub-Total | | | | 53 | 122 | 31 | 203 |
| Specialized Banks | | | | | | | |
| 1. Nayoby Bank | 640 Kaysone Phomvihanh Street, Vientiane | 15-Sep-06 | 264413, Fax:264408 | 6 | 46 | 6 | 0 |
| Sub-Total | | | | 6 | 46 | 6 | 0 |
| Joint venture Banks | | | | | | | |
| 1. Lao - Viet Bank | 44, Lane Xang Avenue, Vientiane | 31-Mar-00 | 251418, Fax: 212197 | 4 | 1 | 0 | 10 |
| 2. Banque Franco - Lao Ltd | Lane Xang Avenue, Vientiane | 16-Jul-10 | 264626 | 0 | 0 | 0 | 0 |
| Sub-Total | | | | 4 | 1 | 0 | 10 |
| Private Bank | | | | | | | |
| 1. Joint Development Bank | 82, Lane Xang Avenue JDBank LS, Vientiane | 17-Jul-89 | 213531-6, Fax: 213530 | 0 | 2 | | 27 |
| 2. Phongsavanh Bank | 147, Samsenthai Road, Vientiane | 2-Feb-07 | 711511-132, Fax: 711500 | 4 | 11 | | 45 |
| 3. ST Bank | 144, Samsenthai Road, Vientiane, Lao P.D.R | 22-May-09 | 241559-62, Fax: 241564 | 2 | 9 | | 19 |
| 4. Indochina Bank | 1st Floor Capital Tower, 116 Singharoad POBox 6029 | 28-Nov-08 | 455000, Fax: 455111 | 0 | 1 | 0 | 12 |
| 5. Booyong Lao Bank | 34, Nongbone Rd, Phonxayvillage, Vientiane, Lao P.D.R | 14-Sep-09 | 21 454500-2, Fax: 454501 | 0 | 0 | 0 | 0 |
| Sub-Total | | | | 6 | 23 | 0 | 103 |
| Affiliated Banks | | | | | | | |
| 1. ANZV Bank | 33, Lane Xang Avenue, Vientiane | 2-Aug-08 | 222700-5, Fax: 213513 | 2 | 0 | 0 | 13 |
| 2. ACleda Bank | 372, Dongpalan, Vientiane | 8-Jul-08 | 264998-6800685, Fax: 264995 | 4 | 10 | 0 | 14 |
| 3. International Commercial Bank | 127/07, Hatsady Road, Vientiane | 2-Oct-08 | 250388, Fax 250479 | 1 | 0 | 0 | 0 |
| Sub-Total | | | | 7 | 10 | 0 | 27 |
| Foreign Bank Branch | | | | | | | |
| 1. Siam Commercial Bank | 117, Samsenthai Road, Vientiane | 30-Nov-92 | 213500-1, Fax: 213502 | 0 | 0 | 0 | 0 |
| 2. Thai military Bank | 034/2 Samsenthai Road, Vientiane | 1-Feb-92 | 217174 | 0 | 0 | 0 | 0 |
| 3. Bangkok Bank | 140/08, Hatsadi Street, Vientiane | 7-Sep-92 | 213560-62, Fax: 213561 | 0 | 0 | 0 | 0 |
| 4. Krungthai Bank | 80, Lane Xang Avenue, Vientiane | 25-Feb-93 | 222761, Fax: 222762 | 0 | 1 | 1 | 0 |
| 5. Ayudhya Bank | 184/1, Lane Xang Avenue, Box 5072 Vientiane | 26-Feb-93 | 214576, Fax: 213521 | 1 | 0 | 0 | 0 |
| 6. Ayudhya Bank Savanakhet Branch | 369, Sisavangvong Rd | 24-Jun-09 | 041 252362,Fax:041 252360-1 | 1 | 0 | 0 | 0 |
| 7. Public Bank | 100/1-4, Hatsadi Street Box 6614 Vientiane | 10-Apr-95 | 216614, Fax: 222743 | 1 | 0 | 0 | 1 |
| 8. Public Bank Sikhai Branch | 006, Luang Phabang Rd, POBox 6614 | 25-Feb-08 | 21 9868-70, Fax: 219876 | 1 | 0 | 0 | 1 |
| 9. Public Bank Savanakhet Branch | 308/3, Sisavangvong Rd, POBox 625 | 25-Feb-08 | 41 252131, Fax: 41 252133 | 1 | 0 | 0 | 1 |
| 10. Sacom Bank | 175/02 Ban hatsady Tay | 9-Dec-08 | 260400, Fax: 260403 | 1 | 0 | 0 | 0 |
| 11. Military Commercial Joint Stock Bank Lao Branch | Kaysone P Street, Vientiane | 22-Dec-10 | 021 990901, Fax: 990910 | 1 | 0 | 0 | 0 |
| Sub-Total | | | | 7 | 1 | 1 | 3 |
| Representative Office | | | | | | | |
| 1. Standard chartered bank | 249/18, Nong Bone Road Vientiane | 2-Jul-97 | 021-414422, Fax: 413041 | 0 | 0 | 0 | 0 |
| Sub-Total | | | | 0 | 0 | 0 | 0 |
| Total | | | | 83 | 203 | 38 | 346 |

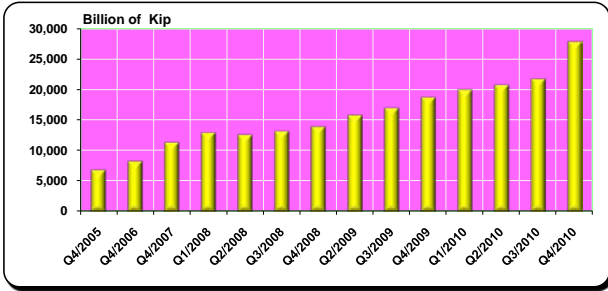
ແຫຼ່ງຂໍ້ມູນ: ທະນາຄານແຫ່ງ ສປປ ລາວ

Source: Bank of the Lao PDR.

ຂໍ້ມູນທາງດ້ານເສດຖະກິດ-ການເງິນທີ່ສຳຄັນ

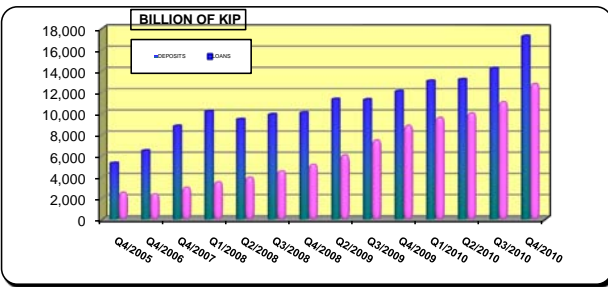
ຮູບທີ 1. ຊັບສິນຂອງທົ່ວລະບົບທະນາຄານທຸລະກິດ

Figure 1. TOTAL ASSETS OF COMMERCIAL BANKS



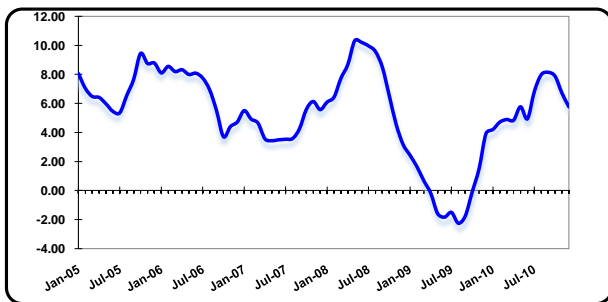
ຮູບທີ 3. ເງິນຝາກ ແລະ ເງິນກູ້ຂອງທົ່ວລະບົບທະນາຄານທຸລະກິດ

Figure 3. DEPOSITS AND LOANS OF COMMERCIAL BANKS



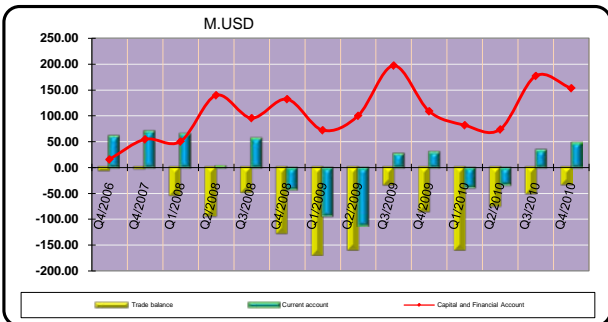
ຮູບທີ 5. ອັດຕາເງິນເຟີ້

Figure 5. INFLATION RATE



ຮູບທີ 7. ດຸນການຊຳລະກັບຕ່າງປະເທດ

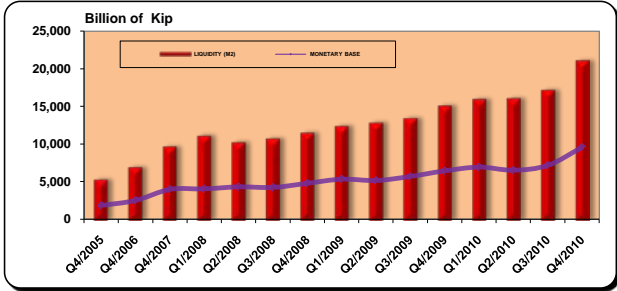
Figure 7. BALANCE OF PAYMENT



RECENT KEY FINANCIAL DEVELOPMENTS

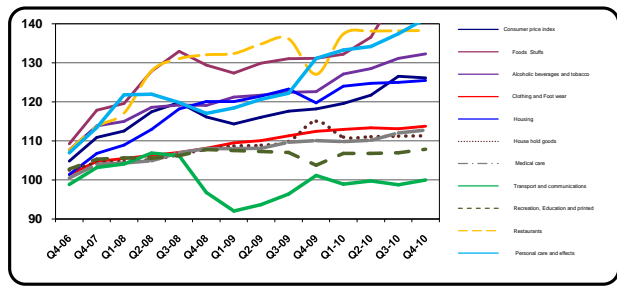
ຮູບທີ 2. ຖານເງິນຕາ ແລະ ປະລິມານເງິນ (M2)

Figure 2. MONETARY BASE AND LIQUILITY (M2)



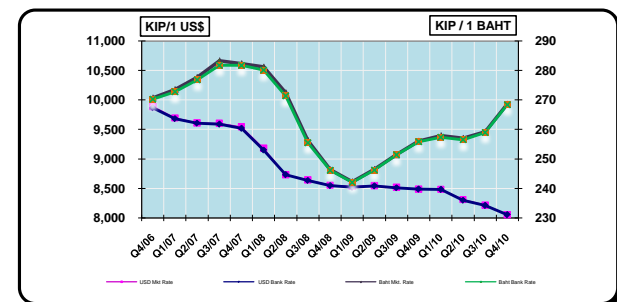
ຮູບທີ 4. ດັດຊະນີລາຄາການຊົມໃຊ້ຂອງຄົວເຮືອນແຍກຕາມໝວດສິນຄ້າ

Figure 4. CONSUMER PRICE INDEX BY GROUP OF COMMODITY



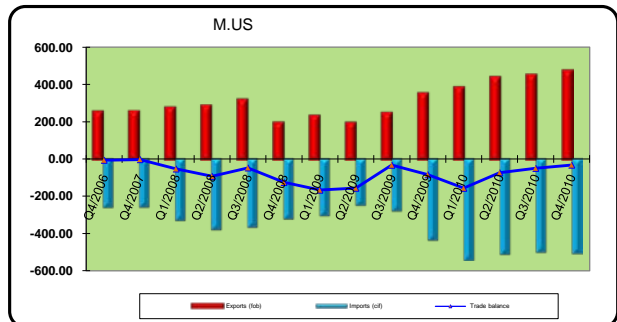
ຮູບທີ 6. ອັດຕາແລກປ່ຽນ

Figure 6. EXCHANGE RATE



ຮູບທີ 8. ດຸນການຄ້າ

Figure 8. TRADE BALANCE



ແຫຼ່ງຂໍ້ມູນ: ທະນາຄານແຫ່ງ ສປປ ລາວ

Source: Bank of the Lao PDR.

BANK OF THE LAO PDR
Yonnet Road, P.O Box 19
Tel: (856-21) 213109-110
Fax: (856-21) 213108
Website: <http://www.bol.gov.la>

ສະຖິຕິເງິນຕາ ຂອງ ສປປ ລາວ, ປະຈຳໄຕມາດ 3 - 4 ປີ 2010